



Delta Series[®] Two Stage Louvres




Louvreclad's Delta Series[®] two stage louvre is a high-strength roll formed perforated louvre that ensures zero vision screening and security while allowing for good ventilation and maximum rain defence.

Distinctive Features:

- Available in a wide range of colours of the Colorbond[®] steel, Colorbond[®] Ultra & Metallic and the Zinalume[®] standard range
- Ideal for inverted louvre situations (eg plant screens)
- Provide blanked louvres and cladding when unperforated
- Perforations eliminate the need for bird/vermin mesh
- High-strength perforated louvre with excellent impact resistance

Attention to Detail:

- 42% free open area
- 125mm blade pitch (first stage)
- 62.5mm blade pitch (second stage)
- Maximum blade span: 2400
- Maximum blade length: 7200mm
- Maximum side channel length: 4000mm
- R_w rating of 3



SECURITY AND VENTILATION

Performance tested to AS/NZS 4740:2000



Rain Defence: Standard: Class A

Aerodynamics: Standard: Class 3

Note: Full CFD report available on request.


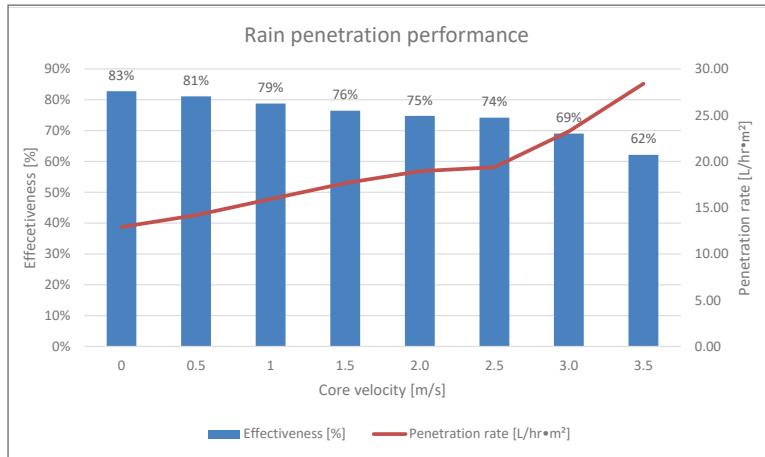
Acoustic tested to AS 1191:2002



visit louvreclad.com phone 1300 165 678

PERFORMANCE DATA

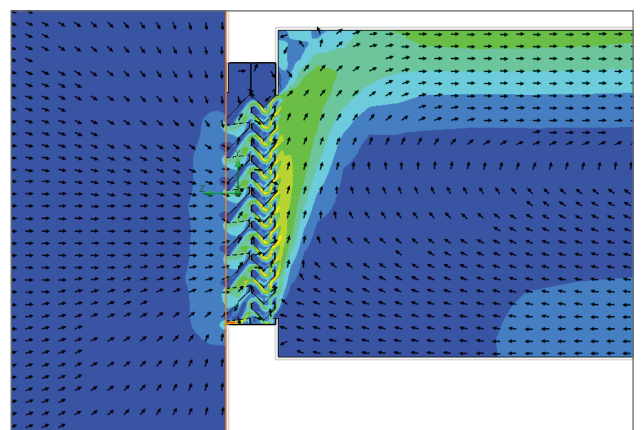
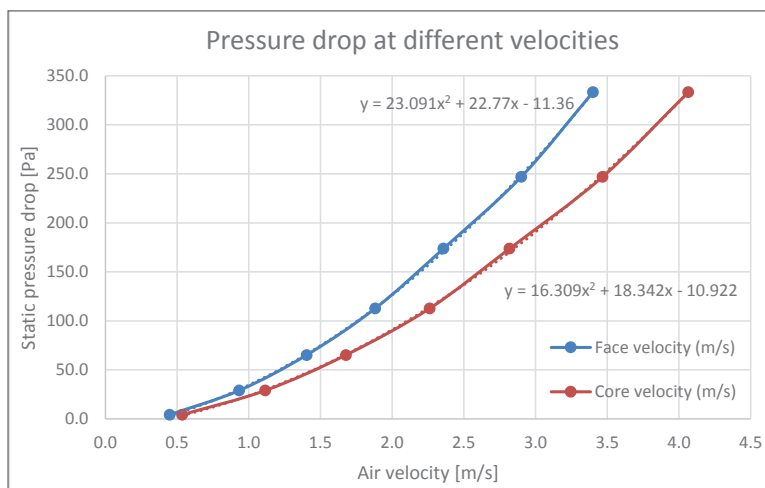
Performance tested to AS/NZS 4740:2000 Louvreclad Delta Series[®] two stage louvre is a 125mm pitch (1st Stage) Plus (62.5mm pitch second stage) high-strength roll formed perforated steel weather louvre system which achieves a Class A3 rating. This makes it the optimal screening and ventilation louvre for applications that require good air flow and excellent weather resistance.



Rain penetration

Rain Defence tested to AS/NZS 4740:2000

Rain penetration analysis is tested to AS/NZS 4740:2000 and was conducted at a constant rain flow rate with ventilation rates ranging from 0.5m³/s to 3.5 m³/s. The results concluded that the ventilator has excellent rain defence performance and is summarized in Table 2. The average rain penetration effectiveness at core velocities from 0 to 3.5m/s was 100% effective achieving a Class A rating



Velocity vectors

Aerodynamics tested to AS/NZS 4740:2000

The aerodynamics and discharge coefficient analysis was conducted to AS/NZS 4740:2000 with the ventilation rate ranging from 0.4m³/s to 3.4m³/s. Table 2 summarizes the ventilator's aerodynamic performance at different face velocities, resulting in an average discharge coefficient of 0.391 and effective aerodynamic area of 0.14m² while achieving a Class 3 performance rating.

DRAFT SPECIFICATION

Louvres will be Louvreclad Delta Series[®] two-stage louvre with 42% free open area.

Base Material & Finish

Louvres will be manufactured using 0.55mm thick pre-finished high tensile steel [select base material] in [select colour].

Accessories

Louvres will be fitted with [nominate options/accessories from the selection].

Installation and Mounting

Installation and mounting details will be designed in accordance with proprietary systems and recommendations as designed and manufactured by Louvreclad Pty. Ltd. Phone: 1300 165 678 Email: sales@louvreclad.com

Base Material Options

Zincalume[®]

Colorbond[®]

Galvabond[®]

Accessories

Insect Mesh

Select from the following:

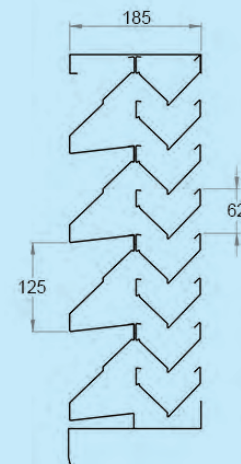
- aluminium
- fibreglass
- stainless steel
- perforated metal

Other Louvre Accessories


- Security screens and bars
- Blanking
- Volume control dampers
- Fire and smoke dampers
- Dust filters
- Single Stage Louvres

PROFILES

Delta Series[®] two-stage louvre



Delta Series[®] Two Stage Louvres



WOULD YOU LIKE TO KNOW MORE?

If you have any questions about this product, or if you would like to speak to a member of our expert team about how we can tailor a solution for you, call: **1300 165 678** or visit: louvreciad.com