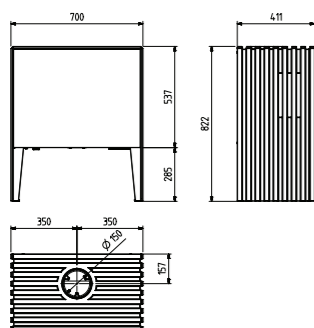


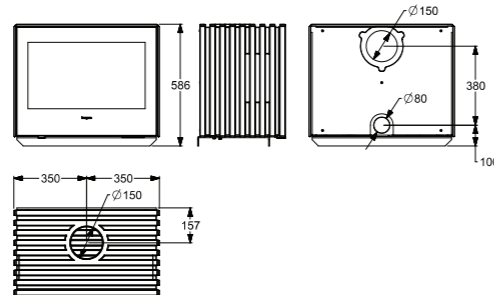
Dimensions and Specifications



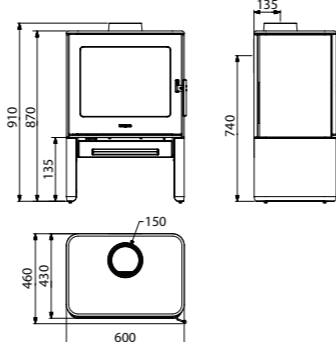
Glance L



Glance



E-40



	Glance L	Glance	E-40
Dimensions (WxHxD) mm	700 x 822 x 411	700 x 586 x 411	600 x 870 x 430
Weight (includes Top Extension box)	198kg	185kg	150kg
Heat Output (Nominal)	10.0kW	10.0kW	10.6kW
Approx. heat area	100-150 m ²	100-150 m ²	100-150 m ²
Efficiency	60%	60%	62%
Emissions	1.2g/Kg	1.2g/Kg	1.4g/Kg
Hearth Dimensions - Thickness (Bellis Board or equivalent)	18mm	18mm	9mm
Hearth Dimensions (WxD) mm	970 x 1261	970 x 1261	860 x 1025
Depth includes front clearance of	450mm	450mm	320mm
Flue Specifications			
Flue fit to	ø150mm	ø150mm	ø150mm
Location	Top / Rear	Top / Rear	Top / Rear
Clearances*			
Rear / Sides / Corner (mm)	400 / 400 / 150	400 / 400 / 150	275 / 500 / 300
Optional Bench			
Dimensions (WxHxD)	N/A	1480 x 350 x 500	N/A

* Clearances based on installation Wildcat 6" Triple Skin Flue Kit with 8" Solid Painted Casing

✓ Tested and compliant to Australian Standard AS4102: AS 4013

Your Hergom dealer

castworks
home heating specialists

DISTRIBUTORS
FOR

hergom

The information contained in this brochure is to assist you in your choice of a suitable fire. It is not intended to be all the information required to install the fire and does not replace the installation manual which provides more detailed information. In the interest of product development Hergom reserves the right to change specifications without prior notice.

castworks.com.au

hergom



castworks.com.au

hergom

For over 50-years, Hergóm has been producing efficient, sustainable and technically-advanced fireplaces and cookers from a state-of-the-art foundry in Santander. Their wood-stoves are among the cleanest burning in the world providing maximum heat and fuel performance with minimal emissions of unburnt particles into the atmosphere.

The finest cast iron is used as the primary material in their production stoves; they understand cast iron and its resilience as a material for hearth and fireplace products.

E-40



The E-40 with its elegant design and austere lines features a cast iron, white coated combustion chamber. This inner firebox highlights the fire and offers protection and longevity to the cast iron body.

This contemporary fire provides a constant, gentle warmth due to the heat retention properties of its robust, cast iron construction; this means that this stove will continue to emit heat after the fire has been extinguished.

Front cover image: Glance L. Glass hearth pictured in this brochure is not available in Australia.



Glance L

Award-winning Danish-designed Fireplace lighting up Australian Homes

Hailing from Copenhagen design studio Strand+Hvass, the Hergom Glance wood-burning fireplace marries design and exceptional build quality with 180° views of roaring, dancing flames.

Creating a strong focal point for any room, the Glance's rugged, cast iron body defines the fireplace while ceramic glass allows for those wrap-around views. A 'push-to-close' door reflects considered design and replaces the traditional handle option.

Glance

