

**REFINED FLUSH GLAZED  
DEMOUNTABLE  
PARTITION SYSTEM**

Specifications & Details



### PRODUCT OVERVIEW

#### Flush & Dry Glazing

All glazing in the View system is fully dry glazed and flush mounted. Dry glazing ensures the system is demountable and glazing joints are completed with a uniform plastic joint.

#### Cavity Slider & Pivot Hinged Doors

Options of both cavity sliders and pivot hinged doors are designed to be flush with front face of glazing.

#### Height Adjustable


Floor track allows for a 25mm floor variance by incorporation of a jacking bolt.

#### Environmental Features

The system itself carries solid environmental credentials: Designed for Disassembly, VOC tested recyclable, 5 year warranty and manufactured under ISO 14001.

#### Australian Designed and produced

View is locally designed and manufactured in Australia ensuring shorter leads times and easy site servicing. The system will be locally stocked for ease of ongoing serviceability.



### **Integrated Features**

As View integrates finishes and glazing in one system, it is ideal for contemporary interiors.

### **Supply & Installation service**

Formula offers a complete solution from design development through to full site installation services.

**VIEW IS A HIGHLY  
RESOLVED,  
WELL DESIGNED  
DEMOUNTABLE  
PARTITION SYSTEM.**

**THE SYSTEM FOCUSES  
ON A UNIQUE FLUSH  
GLAZING DETAIL  
INCORPORATING A  
FINELY DETAILED CAVITY  
SLIDER OR PIVOT  
HINGED DOOR.**



◆ Door hardware hidden in custom housing and fully code compliant

◆ Door face sits flush to glazing faces on outside of system, and is inset on the inside face.

◆  
Flush glazed perimeter around every glass panel

◆ Cavity slider includes angled receiver



## SPECIFICATIONS

View can incorporate single and double glazing and other finishes to offer a fully integrated flush line system.

### Frame & Frame Finishes

View sections are a uniform 70mm with height adjustability of 25mm overall. The system can be made to suit localised ceiling heights.

Standard finishes are Anodised, Powdercoat, Polished and Satin Etched. All anodised sections comply with AS1231 and all powdercoated materials conform to AS3715. Custom powder coated colours are available.

### Hardware

Hinged door hardware is housed in custom hardware unit.

Custom hardware can also be specified.

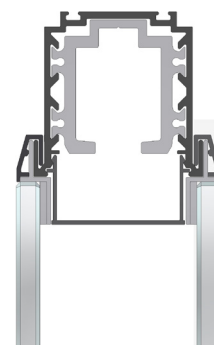

### Single and Double Glazing

View sections can accommodate single and double glazed panels. Double glazing includes flush Internal infills & a cavity sliding door.

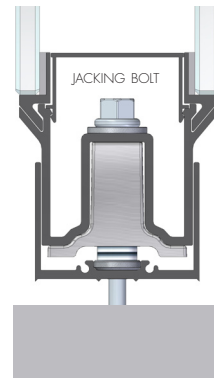
### Joinery

Create a seamless clean look by incorporating joinery into the specified partitions. We can work with you to design and build an integrated system that fits the interior and budget.

Formula will offer advice on how to develop a fully integrated system.



Ceiling track



Floor track

### Doors & Door Tracks

Floor track allows for a 25mm floor variance by incorporation of a jacking bolt.

Two track heights are available to accommodate sliding doors or pivot hinged doors. Doors have option of slimline stiles or DDA compliant stiles.

### Cavity Sliding Doors

Cavity sliders include an angled receiver.

Cavity Sliding Door Options include:

- 6.38mm double glazed at 45mm deep
- Visually solid door at 45mm deep
- Frameless single glazed door

### Pivot Doors

Pivot Door Options include:

- 6.38 double glazed at fill partition depth-flush at both sides of wall

Pivot Door face sits flush to glazing faces on outside of system and is inset on the inside face.

Custom doors can also be specified that are suitable for the View system.

◆ Dry glazing for uniform joint and ensures the system is demountable

Flush internal in-fills

◆ Floor track incorporates a jacking bolt for height adjust ability of 25mm

◆ 70mm overall depth

## PERFORMANCE

### Acoustic Results

View partition system is currently being tested in the lab. Preliminary results indicate an Rw of 40-42 will be achieved depending on glass thickness and seal.



### Environmental Credentials

View is manufactured under ISO 14001:2004 Environmental management system certification and adheres to the following policies:

- Emissions & Energy Management
- Materials Minimisation
- Product Stewardship

As part of the Product Stewardship policy a take back scheme is available.

The system is demountable, reusable and also can be recycled at the end of its useful life

## CERTIFICATION



### Code Compliant

All Formula systems meet the relevant codes for partitions, these include:

- AS 1428.1 Disability code compliant
- GECA pending

## SERVICE AND SUPPORT

### Call or email us to discuss your project requirements.

1300 034 034

contact@formulainteriors.com.au

### Services from concept to site completion include:

- CAD and REVIT files are easy to find on our website at: [www.formulainteriors.com.au/projects/tech-resources/](http://www.formulainteriors.com.au/projects/tech-resources/)
- Detailed quoting
- Sample of sections for review
- Site installation

**Formula offers a full range of fitout and installation services from this system to full refurbishment.**

#### **New South Wales**

Level 4, 27 Albert Avenue  
Chatswood NSW 2067  
02 8440 5807

#### **Queensland**

21 Wellington Road  
East Brisbane QLD 4169  
07 3435 4100

#### **Victoria**

9 Gateway Court  
Port Melbourne VIC 3207  
03 8581 6000

**[formulainteriors.com.au](http://formulainteriors.com.au)**

**1300 034 034**