

DOMUS Evolution THE Look Book



easy living
home elevators
designed to impress

Finishes

STANDARD RANGE




Coated chipboard



Skinplate



Laminate - wood effect



The colours depicted in this brochure are a close match and are for reference only.

Car Walls - Glass


Standard Range



Glass walls are not available on control panel wall.

Lighting and Ceilings

Standard Range


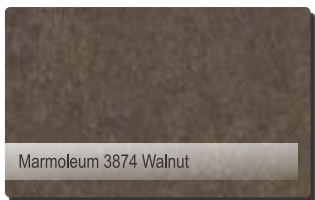
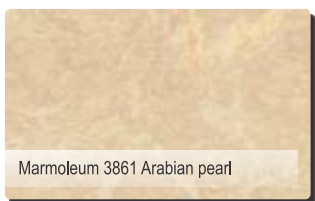


The colours depicted in this brochure are a close match and are for reference only.

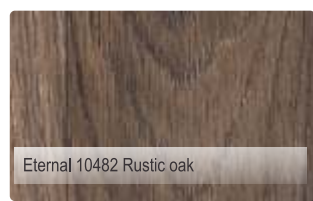
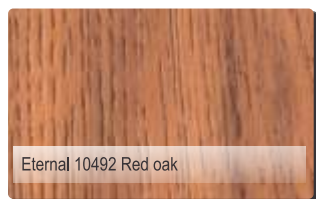
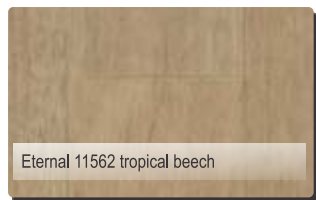
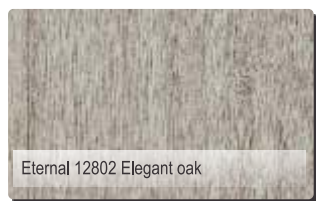
Flooring

Standard Range


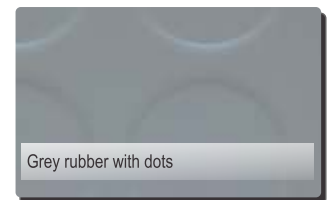
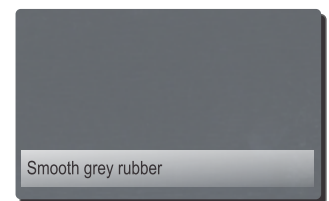
LINOLEUM



PVC



RUBBER



The colours depicted in this brochure are a close match and are for reference only.

Car and Landing Doors

Standard Range



DomusEvolution doors are not fireated

Operating Panels

Standard Range

Must be positioned on the rail sided wall. Standard Stainless Steel

Control Operating Panels



Telephone



Wall Mounted Headset
(Customer may supply own phone)

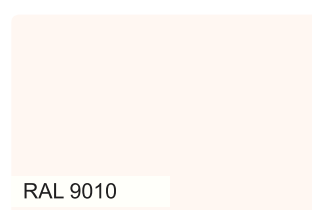
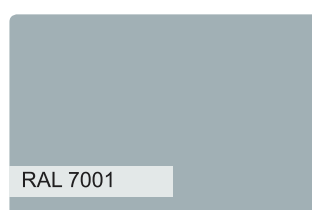




Landing Operating Panels



Brushed Stainless steel
With key isolation

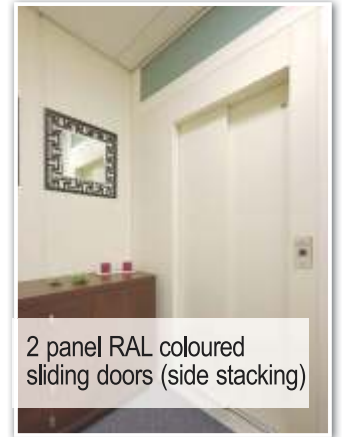

Self Supporting Structure

Painted Finishes



Car profiles & doors

Painted Finishes



We had a DOMUS lift installed in our new house by Easy Living Home Elevators. Right from the beginning, we have been impressed with the level of service and level of quality control, including documentation, especially since we had decided to change the lift specs half way through.

Easy Living Home Elevators were able to accommodate our special requirements for the lift shaft design, providing all the information required from the start, resulting in a seamless integration with our building program and an impressive final product.

Our work with Easy Living Home Elevators was one of the best experiences we had during our home building process.

Regards,
Tony Rofail
Director
Windtech

Finishes

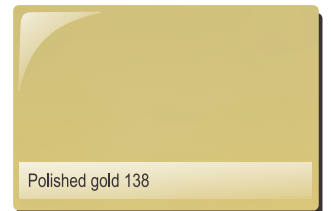



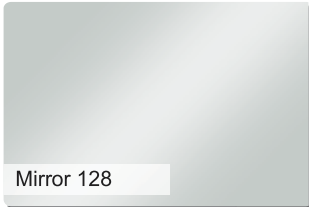
PRESTIGE RANGE

testimonial




On switching the service for our 4 lifts to Easy Living we were made aware of several issues on the first service visit that had been overlooked by the previous maintenance company.

Tania S, Drouin - Services Manager
Lyrebird Villages for the Aged

Stainless Steel






Laminate - polished effect



Please contact Easy Living Home Elevators for pricing options.
The colours depicted in this brochure are a close match and are for reference only.

Car Walls - Glass

Prestige Range



LED backlit walls

Customisable with one of your favourite pictures.
Only available for 800 mm Walls.



Please contact Easy Living Home Elevators for pricing options.

Lighting and Ceilings

Prestige Range

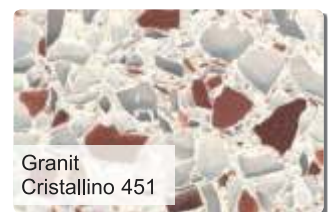



Car Lights

The colours depicted in this brochure are a close match and are for reference only.





Flooring

Prestige Range


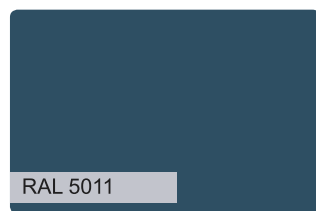



The colours depicted in this brochure are a close match and are for reference only.

Stainless Steel






Painted Finishes




Car profiles, doors & shaft structure

Anodized aluminium



Painted aluminium with wood effect





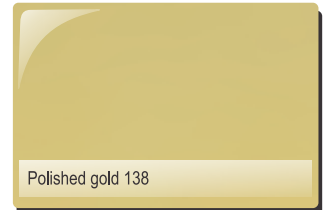


I have purchased numerous lifts from your company and todate have not had any problems at all , the service received from the whole team has been exceptional from the sales people to the installers and would have no problem in recommending your company to anyone












Yours faithfully,
PIMAS GALE CONSTRUCTION PTY LTD

Self Supporting Structure:Cladding

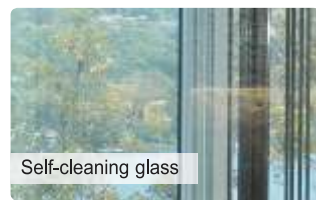


Stainless Steel



Skinplate



Glass



In safety stratified glass.
Only for outdoors.

Control Panels

Push Buttons



Round stainless steel handrail



Flat integrated handrail
NEW - polish and satin effect



Pine



Dark walnut

Module



Landing Operating Panels



Golden Stainless steel
With key isolation

Must be positioned on the rail sided wall

Displays



Tricolor display
Only for Module

Remote Control



Please contact Easy Living Home Elevators for pricing options.

Handrail

Flat



Rounded





Bisazza Glass Mosaics

A new luxury line in collaboration with Bisazza mosaics, the Italian leading manufacturer of glass mosaics. This brand new décor concept enhances the DomusEvolution Lift design with the unusual application of glass mosaics, delivering an amazing aesthetic experience. The ultra modern, clean lines of the mosaic finish make an impressive feature in the home and a stunning work of art inside the DomusEvolution Lift.

Light Touch Range

Recent developments in the DomusEvolution Lift range involve a new design concept that provides unconventional luxury. The stylish new DomusEvolution Lift light touch involves refined attention to detail, from the innovative colour light scheme with polychromatic neon lighting, through to the high tech designed digital touch screen control panel framed by a metallic white plaque, which can also play MP3 files or be connected to the home automation system. (Available upon request).



Classic Luxury Range

The new DomusEvolution Lift Classic Luxury range was developed for those who love a warm and inviting wood grain atmosphere in their home décor. This line was designed to reproduce the effect of a classic natural wood grain finish. The result is a stunning natural look.





The future of living

Easy Living Home Elevators has grown to be the Number ONE residential lift company in Australia. With a growing demand for lifts into both residential and commercial applications, and a continuous focus on quality and service, Easy Living Home Elevators are dedicated to providing the latest and innovative lift products to the Australian market, while maintaining the traditions that has made the company what it is today.

"The number ONE lift company Australia wide"

Try before you buy

By appointment, you can inspect our lifts on display and in operation within our showrooms in Brisbane, Sydney, Melbourne, Adelaide and Perth which have been set up solely as a way of demonstrating our high quality, quiet and beautifully finished lift systems to you. Fully qualified lift consultants are also available to discuss our range and your needs in greater detail.

**Contact us to arrange a visit -
of course you are welcome!**



DISCLAIMER: All illustrations, photography and specifications contained in this brochure are based on the latest product information available at the time of publication. EasyLiving Home Elevators Pty Limited reserves the right to make changes at any time, without notice in colours, materials, equipment, specifications, models and warranty. The colours stated in this document are a close match and are for reference only. Colour variations will occur depending on calibration of computer screens and reproduction variations in the printing process. Absolute colour confirmation is only available with a physical sample.

Registered Trademarks include: "designed to impress", "installed to impress", "maintained to impress", "a lift is for life"



easy living[®]
home elevators
designed to impress[®]

NSW

64 Penshurst St
Willoughby NSW 2068
T. 02. 8116 1500
F. 02. 8116 1511

VIC - SA - TAS

7 Hoddle St
Collingwood VIC 3066
T. 03. 9094 8600
F. 03. 9094 8611

QLD

17 Campbell St
Bowen Hills QLD 4006
T. 07. 3851 7500
F. 07. 3851 7511

WA

6/347-351 Great Eastern Hwy,
Redcliffe, WA 6104
T. 08. 9322 4688
F. 08. 9322 4655

sales@easy-living.com.au

| www.easy-living.com.au