


alushade.
CARPORT SYSTEM



ALUSHADE™ SOLARPORT

alspec.com.au

alspec
solar

alspec®
EVERYTHING ALUMINIUM
& HARDWARE



The AluShade™ SolarPort is a cutting-edge solution designed to meet the growing demand for solar energy while offering practical shelter for vehicles. As Australia's only fully patented and engineer-certified aluminium carport system, it stands out for its innovation and structural integrity. The AluShade™ SolarPort is perfect for properties that need to maximise solar panel installation space without compromising on aesthetics or functionality.

Solar Carport Features

- STC subsidy applicable
- 3 option cut-to-size kit form
- Fast and flexible install
- Quality aluminium
- Flush EV charger
- Connectable into housing network
- 15 Year Panel Warranty
- National Australian Built Environment Rating System compliance
- Australian Designed and Certified



About the Panels

Solar Technology


The Polaris Series is industry leading in design, made to replace the ceiling and roof of exterior structures such as pergolas, carports and patios.

Double-chamber design paired with 2+2mm tempered glass ensures structurally stronger frames than traditional panels.

Modular installation technology and integrated drainage structure allow for easy installation while providing comprehensive performance and advantages in safety, applicability, durability, price and environmental friendliness.

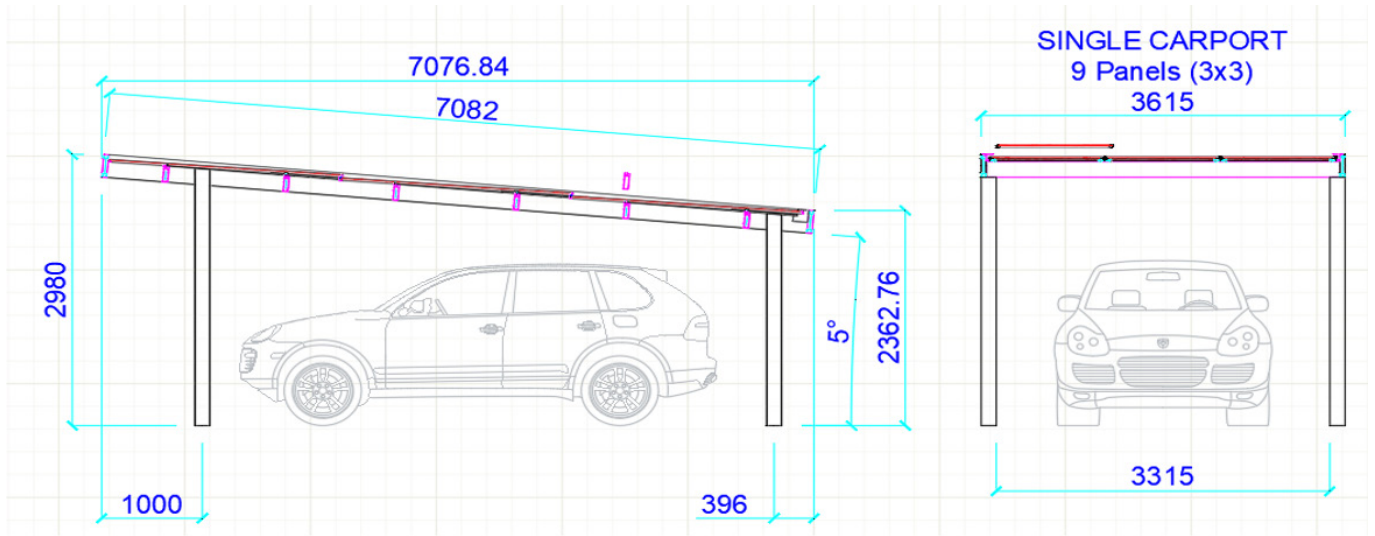
About Polaris Series 580W

- Wind-resistant design
- Double-glass design
- Modular design, easy to replace
- Flat-to-pitched roof conversion
- High-efficiency TOPCon Cells
- Re-inforced double glass, strong impact resistance of 5400Pa

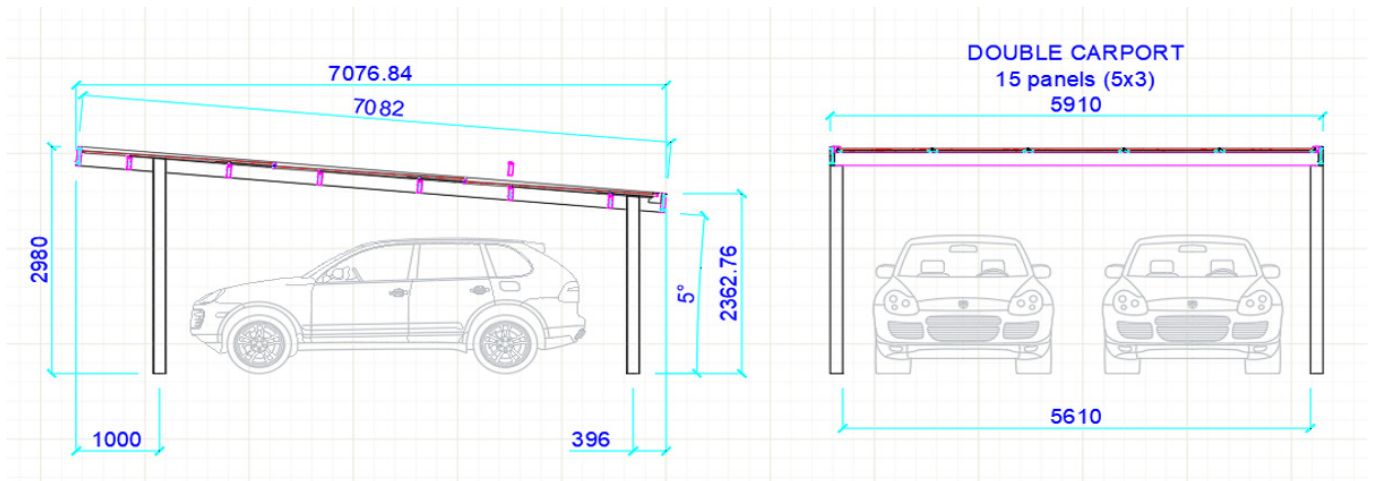


About the Frame

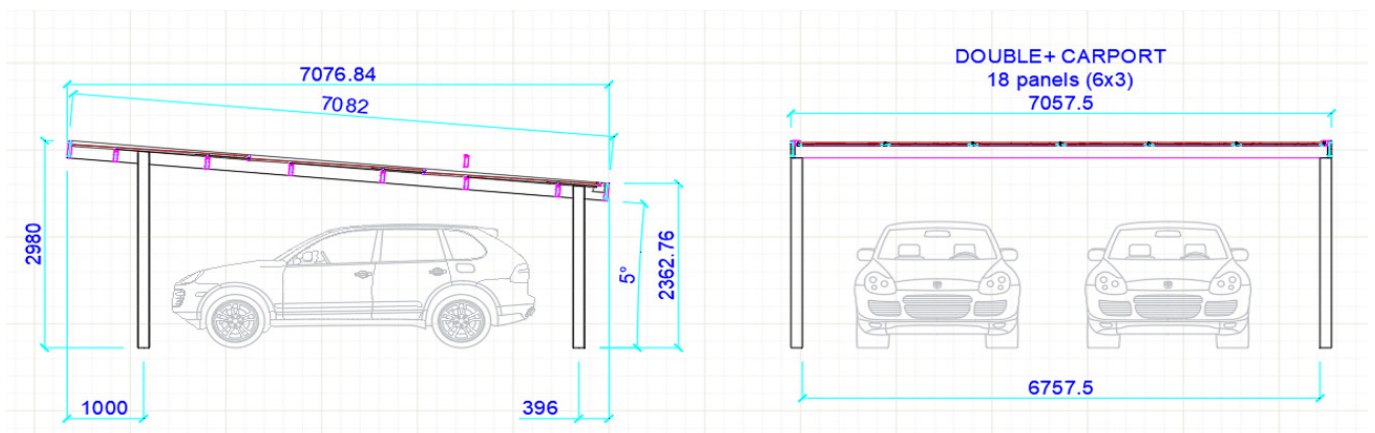
Single Carport



Double Carport



XL Carport (Made-to-order)



Our Products

Single Carport

WIDTH	3615 x 7077
HEIGHT H	2980
HEIGHT L	2360
WIND REGION	N4 non cyclonic
SOLAR LAYOUT	3x3
SYSTEM CAPACITY	5.22 kW

XL Carport (Made-to-order)

WIDTH	7058 x 7077
HEIGHT H	2980
HEIGHT L	2360
WIND REGION	N4 non cyclonic
SOLAR LAYOUT	6x3
SYSTEM CAPACITY	10.44 kW

Double Carport

WIDTH	5910 x 7077
HEIGHT H	2980
HEIGHT L	2360
WIND REGION	N4 non cyclonic
SOLAR LAYOUT	5x3
SYSTEM CAPACITY	8.7 kW

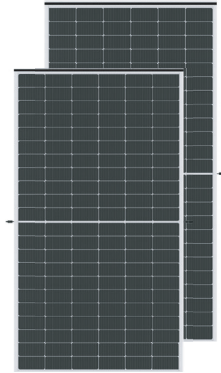


System

Frame



Polaris



Hybrid Energy Storage Inverter



Add ons

EV Charger and RCD Cable




Lithium Batteries



Colour Range



Satin Black



Surfmist Matte

Other colours available on request.

Warranties

Panels

15 Year Panel Warranty.

Framing

Your new ALUSHADE frames have been manufactured using the highest quality materials available to the Architectural industry. Constructed from Architectural grade aluminium, these products are highly corrosion resistant and exceptionally strong. With a moderate amount of maintenance, the ALUSHADE frame will retain it's good looks and resist the elements for years to come.

The ALUSHADE frames are the product of extensive research and development and designed to resist corrosion and rusting, but as with all external elements on the building require some maintenance to keep them looking good and performing well. Depending on how harsh the environment elements are, the maintenance period will vary. Refer to recommended maintenance table below.

Your ALUSHADE frames should only ever need to be washed down with a soft bristled brush using warm water and mild detergent. Rinse well with fresh water and remove any detergent residue. Strong detergents and abrasive cleaners should never be used to clean the ALUSHADE frames as they may scratch or damage the surface finish.

Maintenance Period Table

Environment	Recommended Maximum Maintenance Interval
Mild <i>Being rural, away from the coast and remote from industry and urban activity.</i>	Every 6 months
Moderate <i>Being mainly urban, inland and away from heavy industry.</i>	Every 3 months
Tropical <i>Being coastal/marine, subject to salt deposition and within 15km of the Eastern coast or 10km of the Western coast of Australia.</i>	Every month







Contact us today
alushade@alspec.com.au

Notes

SYDNEY

3 Alspec Place
Eastern Creek NSW 2766
Phone: 02 9834 9500
sydney@alspec.com.au

MELBOURNE

26-40 Pound Road West
Dandenong South VIC 3175
Phone: 03 8787 6333
melbourne@alspec.com.au

BRISBANE

8-22 Jutland Street
Loganlea QLD 4131
Phone: 07 3089 4900
brisbane@alspec.com.au

ADELAIDE

1 Pope Court
Beverley SA 5009
Phone: 08 8150 6960
adelaide@alspec.com.au

DARWIN

25 Bishop Street
Woolner NT 0820
Phone: 08 8941 7300
darwin@alspec.com.au

CANBERRA

28 Sheppard Street
Hume ACT 2620
Phone: 02 5134 3300
canberra@alspec.com.au

PERTH

30 Holder Way
Malaga WA 6090
Phone: 08 9209 9100
perth@alspec.com.au

NEWCASTLE

95 Griffiths Road
Lambton NSW 2299
Phone: 02 4952 9111
newcastle@alspec.com.au

BRENDALE

24 Doherty Street
Brendale QLD 4500
Phone: 07 3205 9911
brendale@alspec.com.au

SUNSHINE COAST

4-8 Empire Crescent
Chevallum QLD 4555
Phone: 07 5437 6123
sunshinecoast@alspec.com.au

TOWNSVILLE

21 Carroll Street
Mount Louisa QLD 4814
Phone: 07 3089 4965
townsville@alspec.com.au

CAIRNS

34-38 Hargreaves Street
Edmonton QLD 4869
Phone: 07 4037 6666
cairns@alspec.com.au

BUNDABERG

17 Production Street
Svensson Heights QLD 4670
Phone: 07 4111 2000
bundaberg@alspec.com.au

CARRUM DOWNS

99 Frankston Gardens Drive
Carrum Downs VIC 3201
Phone: 03 9775 1223
carrumdowns@alspec.com.au