

|                        |                             |
|------------------------|-----------------------------|
| <b>Profile</b>         | <b>Cirrus</b>               |
| <b>Material</b>        | S/S T316, T304              |
| <b>Finish</b>          | Mill                        |
| <b>Max. Width</b>      | 4000mm                      |
| <b>Max Length</b>      | As per Application          |
| <b>Open Area</b>       | 44.3%                       |
| <b>Weight</b>          | 5.2 kg/m <sup>2</sup> (S/S) |
| <b>Stock Status</b>    | Custom Made                 |
| <b>Type</b>            | Flexible                    |
| <b>Wire Rod Dia</b>    | 1.5mm                       |
| <b>Wire Rope Dia</b>   | 0.75mm                      |
| <b>Wire Rod Pitch</b>  | 3mm                         |
| <b>Wire Rope Pitch</b> | 26.4mm                      |
| <b>Form</b>            | Sheet                       |



\* Typical Architectural Installation

**Applications:**

Balustrades, Cladding, Facades, Interiors

**Attachment Methods:**

Locker Group Fixing systems; including Angle, Cap, Flat Bar or Tensioned. See website for more details.

**Extra Notes:**

Dimensions are nominal



|                        |                       |
|------------------------|-----------------------|
| <b>Profile</b>         | <b>Sea Mist</b>       |
| <b>Material</b>        | S/S T316, T304        |
| <b>Finish</b>          | Mill                  |
| <b>Max. Width</b>      | 3500 mm               |
| <b>Max Length</b>      | As per Application    |
| <b>Open Area</b>       | 37.3%                 |
| <b>Weight</b>          | 4.7 kg/m <sup>2</sup> |
| <b>Stock Status</b>    | Custom Made           |
| <b>Type</b>            | Flexible              |
| <b>Wire Rod Dia</b>    | 1.2mm                 |
| <b>Wire Rope Dia</b>   | 0.6mm                 |
| <b>Wire Rod Pitch</b>  | 2.5mm                 |
| <b>Wire Rope Pitch</b> | 6.35mm                |
| <b>Form</b>            | Roll                  |



\* Typical Architectural Installation

**Applications:**


Balustrades, Infill panels, Cladding, Interiors

**Attachment Methods:**

Locker Group Fixing systems; including Angle, Cap, Flat Bar or Tensioned. See website for more details.

**Extra Notes:**

Dimensions are nominal



|                        |                       |
|------------------------|-----------------------|
| <b>Profile</b>         | <b>Meridian</b>       |
| <b>Material</b>        | S/S T316, T304        |
| <b>Finish</b>          | Mill                  |
| <b>Max. Width</b>      | 2500 mm               |
| <b>Max Length</b>      | As per Application    |
| <b>Open Area</b>       | 31.7%                 |
| <b>Weight</b>          | 5.2 kg/m <sup>2</sup> |
| <b>Stock Status</b>    | Custom Made           |
| <b>Type</b>            | Flexible              |
| <b>Wire Rod Dia</b>    | 1.75 x 0.6mm          |
| <b>Wire Rope Dia</b>   | 1.8mm                 |
| <b>Wire Rod Pitch</b>  | 6mm                   |
| <b>Wire Rope Pitch</b> | 3.2mm                 |
| <b>Form</b>            | Sheet                 |



\* Typical Architectural Installation

**Applications:**


Balustrades, Cladding, Facades, Interiors

**Attachment Methods:**

Locker Group Fixing systems; including Angle, Cap, Flat Bar or Tensioned. See website for more details.

**Extra Notes:**

Dimensions are nominal



|                        |                        |
|------------------------|------------------------|
| <b>Profile</b>         | <b>Genoa</b>           |
| <b>Material</b>        | S/S T316, T304         |
| <b>Finish</b>          | Mill                   |
| <b>Max. Width</b>      | 4000 mm                |
| <b>Max Length</b>      | As per Application     |
| <b>Open Area</b>       | 21%                    |
| <b>Weight</b>          | 14.8 kg/m <sup>2</sup> |
| <b>Stock Status</b>    | Custom Made            |
| <b>Type</b>            | Flexible               |
| <b>Wire Rod Dia</b>    | 3mm                    |
| <b>Wire Rope Dia</b>   | 3mm                    |
| <b>Wire Rod Pitch</b>  | 10mm                   |
| <b>Wire Rope Pitch</b> | 5 mm                   |
| <b>Form</b>            | Sheet                  |



\* Typical Architectural Installation

**Applications:**


Balustrades, Cladding, Facades, Interiors

**Attachment Methods:**

Locker Group Fixing systems; including Angle, Cap, Flat Bar or Tensioned. See website for more details.

**Extra Notes:**

Dimensions are nominal



|                        |                       |
|------------------------|-----------------------|
| <b>Profile</b>         | <b>Cumulus</b>        |
| <b>Material</b>        | S/S T316, T304        |
| <b>Finish</b>          | Mill                  |
| <b>Max. Width</b>      | 4000mm                |
| <b>Max Length</b>      | As per Application    |
| <b>Open Area</b>       | 61.5%                 |
| <b>Weight</b>          | 9.4 kg/m <sup>2</sup> |
| <b>Stock Status</b>    | Custom Made           |
| <b>Type</b>            | Flexible              |
| <b>Wire Rod Dia</b>    | 4mm                   |
| <b>Wire Rope Dia</b>   | 2.75mm                |
| <b>Wire Rod Pitch</b>  | 14.5mm                |
| <b>Wire Rope Pitch</b> | 40mm                  |
| <b>Form</b>            | Sheet                 |



\* Typical Architectural Installation

**Applications:**


Balustrades, Cladding, Facades, Interiors

**Attachment Methods:**

Locker Group Fixing systems; including Angle, Cap, Flat Bar or Tensioned. See website for more details.

**Extra Notes:**

Dimensions are nominal



|                        |                       |
|------------------------|-----------------------|
| <b>Profile</b>         | <b>Stratus</b>        |
| <b>Material</b>        | S/S T316, T304        |
| <b>Finish</b>          | Mill                  |
| <b>Max. Width</b>      | 4000 mm               |
| <b>Max Length</b>      | As per Application    |
| <b>Open Area</b>       | 44%                   |
| <b>Weight</b>          | 6.8 kg/m <sup>2</sup> |
| <b>Stock Status</b>    | Custom Made           |
| <b>Type</b>            | Flexible              |
| <b>Wire Rod Dia</b>    | 2mm                   |
| <b>Wire Rope Dia</b>   | 1mm                   |
| <b>Wire Rod Pitch</b>  | 4mm                   |
| <b>Wire Rope Pitch</b> | 36mm                  |
| <b>Form</b>            | Roll                  |



\* Typical Architectural Installation

**Applications:**

Infill Panels, Cladding, Screens

**Attachment Methods:**

Locker Group Fixing systems; including Angle, Cap, Flat Bar or Tensioned. See website for more details.

**Extra Notes:**

Dimensions are nominal

