

Sentinel KM Swing Gate Opener


Heavy duty linear swing gate opener

With over 50,000 boom gates and gate openers installed in 70 countries you are assured of many years of service.

German engineering and smart design will ensure a trouble free life.




The Sentinel KM linear swing gate opener is a heavy duty high quality opener manufactured by a company with 35 years experience in the automation field.



Sentinel KM Swing Gate Opener features:

- The KM has machined steel gears that drive a gear rack to open and close the gate
- Elegant housing made of anodized aluminium and impact resistant ABS
- Soft start and stop
- Safety sensing
- Easily operated emergency release



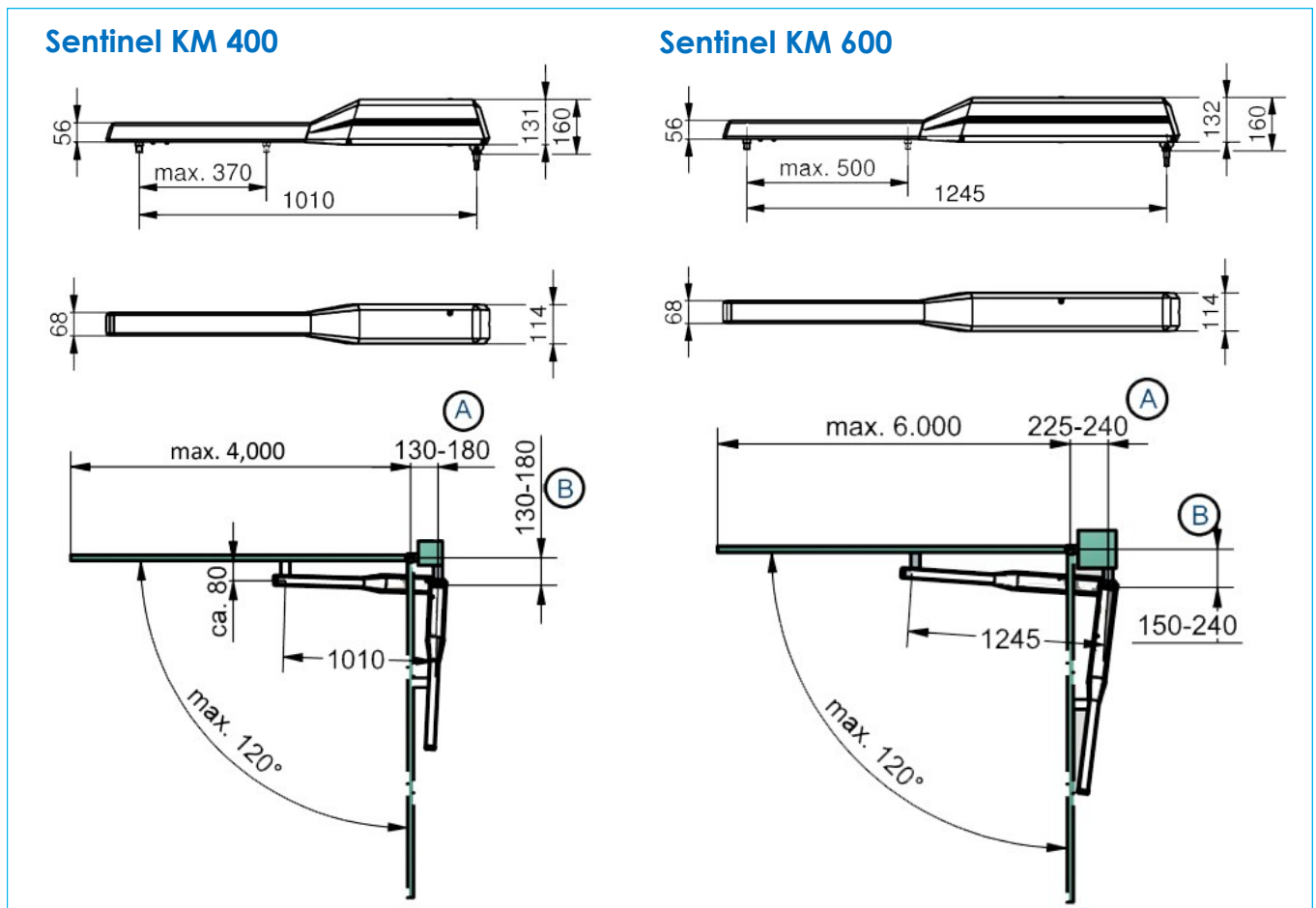
Electromagnetic Bolt

- The electromagnetic bolt E205 is designed to securely lock the swing gate .
- The lock is controlled by the MO 36 control panel and can be mounted vertically or horizontally.
- The E205 lock is supplied with a high security key to override the lock if necessary.
- The bolt is 20 mm in diameter 50 mm long and made of stainless steel.
- The lock dimensions are 58 x 92 x 298mm.

Technical Specifications

Sentinal KM Swing Gate Opener	KM 400	KM 600
Max. length of wing with max.50% wind resistance	4000mm	6000mm
Max. surface area of wing with max.50% wind resistance	10.0sqm	12.0sqm
Max. weight of wing	400kg	500kg
Requires electromagnetic bolt or lock	Yes	Yes
Emergency release at the gate opener	By special key	
Run time (depends on the stroke & the speed selected)	12 – 16 secs	24 secs
Max. opening angle	Up to 120°, depending on the mounting dimensions	
External stops required at GATE OPEN position	Yes	Yes
External stops required at GATE CLOSED position	Yes	Yes
Power supply	230V/50Hz	230V/50Hz
Motor voltage	24V dc	24V dc
Duty cycle	50%	50%

Dimensions



Rotech supply all forms of door and gate automation

Vehicle Access Control

- Booms Gates
- Sliding Gates
- Swing Gates
- Industrial Door Openers
- Solar Powered Gate Openers

Pedestrian Access Control

- Full Height Turnstiles
- Waist Height Turnstiles
- Supermarket Gates/Turnstiles
- Wheelchair Access Gates
- Rapid Access Gates

Fast | Safe | Secure

For more information: t: +61 07 3205 1123 | www.rotech.com.au | e: info@rotech.com.au

V0413