



madinoz.com.au

madinoz

ARCHITECTURAL HARDWARE



MDZ-2009
GECA 28-2006-
FURNITURE AND FITTINGS

INTRODUCTION

Inspired by design, innovation and functionality, we are pleased to present the new 2010 edition of our catalogue.

Madinoz - as the name implies, is Made In OZ. It is our ability to work closely with architects, designers and developers which has allowed us to evolve with the market.

We are manufacturers of an ever expanding comprehensive range of architectural door hardware and bathroom accessories and use only quality materials such as solid brass and 316 marine-grade stainless steel to ensure lifelong usage.

In particular, we have introduced a distinctive new range of 316 marine-grade stainless steel door leversets, entry door pulls, cabinet hardware, and bathroom accessories, all designed with the vision of producing a complimentary range throughout the design process.

Architects and designers may now be confident in selecting a quality well priced range with a distinctive design theme that will 'speak' throughout the whole project.

The following pages in this catalogue demonstrate how to make a comprehensive design selection less timely.

A project range of door leversets is introduced for the first time using 316 marine-grade stainless steel. It provides a wide choice to lower budget projects, while retaining quality and technical performance.

Madinoz combines handcrafted tradition with modern technology, to provide a well-priced product range which is refined to the smallest detail.

Please feel free to contact Madinoz should you have any special requirements or if you would like one of our Architectural Consultants to call on you.

We look forward to helping you and thank you for your interest and support.

Madinoz Pty Ltd

Architectural Hardware Manufacturers
21 Orlando Road, Cromer
NSW 2099 Australia
Telephone: **(02) 9971 0299**
Facsimile: (02) 9971 0844
E-mail: sales@madinoz.com.au
Website: www.madinoz.com.au



GENERAL INFORMATION

Finishes:

SC - Satin Chrome Plate
PC - Polished Chrome
PB - Polished Brass
PW - Powder Coat
BC - Black Chrome
SSS - Satin Stainless Steel
PSS - Polished Stainless Steel

Guarantee:

Madinoz Pty Ltd unconditionally guarantee their products against defects in workmanship and materials, subject to fair wear and tear within the normal working life of the product. **Madinoz Pty Ltd** assumes no liability for:

1. Improper installation or failure to follow fitting instructions.
2. Failure to improve maintenance.
3. Indirect or inconsequential loss or damage.
4. Cost of removal and/or replacement.
5. Cost of freight and/or travelling.

Design Registration:

Some of the products depicted in this brochure are the subject of design registration.

Warranty on electroplated finishes:

Our products have undergone the best available treatment to protect their surface from tarnishing and other deterioration due to use, weather exposure and other factors.

Brass however, is a material which is naturally subject to some discolouration and although our finishes are highly protective, they have limitations as to their durability and the conditions they can be exposed to. Therefore no guarantee can be given that their protection will be maintained indefinitely, but tarnishing and excessive wear of these finishes are to be considered normal and acceptable and not represent a defect of the product.

The plated finishes (Black Chrome, Satin Chrome, Polished Chrome, Polished Brass) and Polyester Powder Coat are classified as soft finishes. As deterioration is possible under some climatic conditions, these finishes cannot be unconditionally guaranteed.

Cleaning:

Madinoz products should be cleaned at regular intervals with a soft 'grit-free' cloth, clean soapy water and wiped dry.

Warning:

Do not use a scouring pad of any type as this will cause excessive wear on the plated finish.



MADINOZ PRODUCT RECYCLING STEWARDSHIP POLICY

“With greater concerns about sustainability, designers are looking for low environmental impact solutions but do not want to compromise on aesthetics; Madinoz offers both.”

Guy Frangi, Director
Madinoz Architectural Door Hardware
Australia

Madinoz Architectural Door Hardware, the highly regarded Australian manufacturer of stylish and premium quality door hardware, is very pleased to comply with **The Good Environmental Choice Australia Label (GECA)** which indicates the environmental performance of a product from multi-criteria and a whole of the product life perspective. Products certified by GECA provide Green Star accredited professionals with the right resources for their Green Star projects.



To move towards sustainable consumption buyers need to recognise which products and services have preferable environmental outcomes.

Madinoz is committed to undertaking a **Product Recycling Stewardship Program**, under which all brass and stainless steel components manufactured by Madinoz can be returned through the selected distributor for recycling at the end of product life. Madinoz ensures that all brass or stainless steel hardware, fittings, handles and accessories returned at product end of life will be recycled through relevant resource recovery networks and will not end up in Landfill*.

No other costs are chargeable to the consumer apart from transport cost to the Madinoz facility at 21 Orlando Road, Cromer NSW 2099.

Please contact your distributor of Madinoz products to arrange return of goods. A tax receipt or some other documentary evidence from the original purchase must be retained in order to facilitate resource recovery.

***Why is recycling and reducing the impact of Landfill waste on our environment important?**

The impacts of Landfill waste are a contributor to climate change. The International Panel for Climate Change (IPCC) Fourth Assessment Report (2007) established that is highly confident that anthropogenic impacts such as the burning of fossil fuels and a 'disposable lifestyle culture' are the reasons for climate change.

Australia disposes of 32 million tonnes of solid waste into Landfill every year. 40% of this is attributable to the Construction and Demolition sector (Australian Bureau of Statistics, 2002-03).

Results from a Department of Environmental and Climate Change (DECC) study in 2004-05 showed that there are opportunities for up to 40% of the Construction & Demolition waste disposed to Landfill in the Sydney Metropolitan Area. *The study estimated 30,000 tonnes of this was ferrous metals.*

In recognising the critical role that the building industry plays in climate change in creating it and solving it, attaining the **Good Environmental Choice Australia** label and providing a **Product Recycling Stewardship Policy** is our way of moving towards sustainable consumption and being part of the solution.

For further information please contact Madinoz.

ENVIRONMENTAL CHOICE AUSTRALIA LICENCE

Good Environmental Choice Australia Limited (GECA) manages a Type 1 Ecolabel program in accordance to ISO 14024 "Environmental Labels and Declarations" and is the owner of the Environmental Choice Australia Ecolabel. A licence for the use of the Ecolabel is granted to a product where it has been verified by an independent conformity assessment body that the product meets the environmental performance criteria of a GECA standard.

Licence Number: MDZ-2009

Certification Date : 4th December 2009

Issued to: Madinoz Pty Ltd

Certified Products/codes:

Cabinet Handles:

MDZ 205, MDZ 155,
MDZ 746, MDZ 775,
MDZ 815, MDZ 855,
MDZ 895, MDZ 206,
MDZ 144, MDZ 748,
MDZ 780, MDZ 820,
MDZ 860, MDZ 221,
MDZ 1440F, MDZ 749,
MDZ 785, MDZ 825,
MDZ 865, MDZ 115,
MDZ 146, MDZ 750,
MDZ 790, MDZ 830,
MDZ 870, MDZ 220,
MDZ 156, MDZ 755,
MDZ 795, MDZ 835,
MDZ 875, MDZ 157,
MDZ 162, MDZ760,
MDZ 800, MDZ 840,
MDZ 880, MDZ 142,
MDZ 1, MDZ 765, MDZ
805, MDZ 845, MDZ
885, MDZ 143, MDZ 2,
MDZ 770, MDZ 810,
MDZ 850 and MDZ 890

D-Pull & Flush Pull

Handles: MDZ – 2512,
MDZ FP50, MDZ –
2525, MDZ FP85, MDZ
– 100, MDZ FP110,

MDZ – 110, MDZ
FP102, MDZ – 200,
MDZ FP150, MDZ –
400, MDZ FP160, MDZ
– 600, MDZ FP170 and
MDZ –900

Brass Cabinet

Handles: MDZ 3, MDZ
15, MDZ 23, MDZ 32,
MDZ 140, MDZ 4, MDZ
16, MDZ 25, MDZ 33,
MDZ 190, MDZ 6, MDZ
17, MDZ 26, MDZ 38,
MDZ 162, MDZ 7, MDZ
18, MDZ 27, MDZ 54,
MDZ 191, MDZ 8, MDZ
19, MDZ 28, MDZ 96,
MDZ 303, MDZ 11,
MDZ 20, MDZ 29, MDZ
101, MDZ 350, MDZ
12, MDZ 21, MDZ 30,
MDZ 128, MDZ 744,
MDZ 14, MDZ 22, MDZ
31 and MDZ 132

Coat Hooks and Door

Stops: MDZ CH95,
MDZ CH187, MDZ
DS90, MDZ Wedge,
MDZ CH180, MDZ
CH188, MDZ DS95,

MDZ CH181, MDZ
CH425, MDZ DS101,
MDZ CH182, MDZ
DS102, MDZ CH183,
MDZ DS106, MDZ
CH184, MDZ DS103,
MDZ CH185, MDZ
DS104, MDZ CH186
and MDZ DS105

Leversets: MDZ L35T,
MDZ L105, MDZ L85,
MDZ L25R, MDZ EU,
MDZ L40T, MDZ L100,
MDZ L70R, MDZ SER,
MDZ L45T, MDZ
L100R, MDZ L75R,
MDZ STT, MDZ L55T,
MDZ L95, MDZ L35R,
MDZ SOC, MDZ L70T,
MDZ L95R, MDZ
L55R, MDZ TT, MDZ
L75T, MDZ L90, MDZ
L40R, MDZ ER, MDZ
L80T, MDZ L90R, MDZ
L45R, MDZ BR, MDZ
L85T, MDZ L80, MDZ
L20R and MDZ OC

Door Pull Handles:
MDZ 2512, MDZ 5400,
MDZ 8000, MDZ 8080,

MDZ 8160, MDZ 8240,
MDZ 2512OF, MDZ
6400, MDZ 8010, MDZ
8090, MDZ 8170, MDZ
8250, MDZ 2525, MDZ
5450, MDZ 8020, MDZ
8100, MDZ 8180, MDZ
8260, MDZ 2525OF,
MDZ 6450, MDZ 8030,
MDZ 8110, MDZ 8190,
MDZ 8270, MDZ 5200,
MDZ 6500, MDZ 8040,
MDZ 8120, MDZ 8200,
MDZ 8280, MDZ 6200,
MDZ 6300, MDZ 8050,
MDZ 8130, MDZ 8210,
MDZ 8330, MDZ 5250,
MDZ
6410, MDZ 8060, MDZ
8140, MDZ 8220, MDZ
8340, MDZ 6250, MDZ
2019, MDZ 8070, MDZ
8150, MDZ 8230 and
MDZ 8350

Bathroom Furniture:

MDZ TR430, MDZ
TRH802, MDZ
TRH840, MDZ ST830,
MDZ TR610, MDZ
TRH835, MDZ
TRH803, MDZ

SRH845, MDZ GH815,
MDZ TR1910, MDZ
TRH420, MDZ SD620,
MDZ BH870, MDZ
SD810,
MDZ TR1920, MDZ
TR421, MDZ ST630,
MDZ SD880, MDZ
KRH850, MDZ
TR1940, MDZ
TRH800, MDZ
TRH801, MDZ ST890,
MDZ STR860, MDZ
TR1950, MDZ
TRH801, MDZ BH825,
MDZ TRK910, MDZ
UR931, MDZ TR404,
MDZ TR5606, MDZ
TRH800, MDZ
TBH295, MDZ UR930,
MDZ TR606, MDZ
SH942, MDZ TR7909,
MDZ TRD7909, MDZ
SH940, MDZ TR909,
MDZ SH943, MDZ
SH944, MDZ SH600,
MDZ SH941 and MDZ
SH900

GECA standard: GECA 28-2006 Furniture and Fittings


Address of manufacturing site:

21 Orlando Road, Cromer NSW 2099

Conformity Assessment Body that completed verification:

Environmental Assurance Pty Ltd

Re-certification date: 4th December 2012



Judy Hollingworth

CEO Good Environmental Choice Australia Limited



Good Environmental Choice Australia

"A commitment to credible product information for sustainable development"

Material 316 Marine Grade Stainless Steel

Product No.	Diameter mm	Length mm	Fixing Centres & Cylinder Height mm
Single Cylinder			
MDZ B1000	32	1350	1200
MDZ B1000	32	1450	1300
MDZ B1000	32	1550	1400
MDZ B1000	32	1650	1500
MDZ B1000	32	1750	1600

Product No.	Diameter mm	Length mm	Fixing Centres & Cylinder Height mm
Double Cylinders			
MDZ B1005	32	1350	1200
MDZ B1005	32	1450	1300
MDZ B1005	32	1550	1400
MDZ B1005	32	1650	1500
MDZ B1005	32	1750	1600

NOTE:
Special sizes available on request



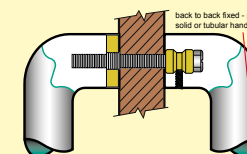
madinoz MDZ B1000

FINISH AVAILABLE IN **SSS** **PSS**

HOW TO SPECIFY

Product No. / Fixing Centres / Finish / Door Type (refer diagram below)
eg: B1000 / 1200 / SSS / GD

B = BACK/BACK FIXED



PLEASE SPECIFY DOOR TYPE

- GD** - Glass doors
- TM** - Timber doors
- AL** - Aluminium doors

Material 316 Marine Grade Stainless Steel

Product No.	Diameter mm	Projection mm	Length mm
MDZ 2019/K	19	69	1400
MDZ 2019/L	19	69	1300
MDZ 2019/M	19	69	1200
MDZ 2019/N	19	69	1100
MDZ 2019/O	19	69	1000
MDZ 2019/P	19	69	900
MDZ 2019/Q	19	69	800
MDZ 2019/R	19	69	700
MDZ 2019/S	19	69	600
MDZ 2019/T	19	69	500
MDZ 2019/U	19	69	400

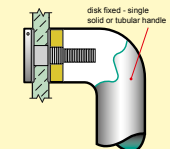


HOW TO SPECIFY

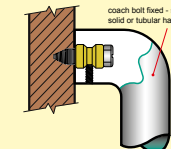
Product No. / Diameter / Finish / Fixing (refer diagram below)

eg: 2019K / 19 / SSS / D Fix GD

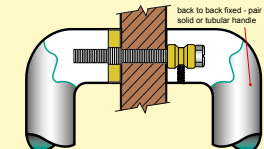
D = DISK FIXED



C = CONCEALED FIXED



B = BACK/BACK FIXED



PLEASE SPECIFY DOOR TYPE

- GD** - Glass doors
- TM** - Timber doors
- AL** - Aluminium doors

Material 316 Marine Grade Stainless Steel

Product No.	Fixing Centres mm	Rail Section mm	Standoff mm	Unit	Projection mm	Overall Length mm
Back to Back						
MDZ B2512	600	12x25	25x12	Pair	50	612
MDZ B2512	450	12x25	25x12	Pair	50	462
MDZ B2512	300	12x25	25x12	Pair	50	312
MDZ B2512	200	12x25	25x12	Pair	50	212

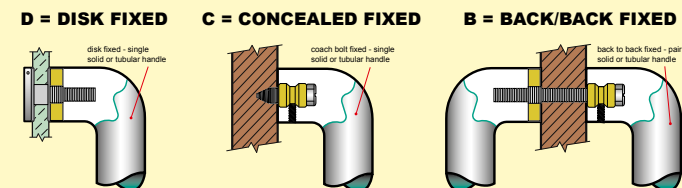
Disk Fixed						
MDZ D2512	600	12x25	25x12	Single	50	612
MDZ D2512	450	12x25	25x12	Single	50	462
MDZ D2512	300	12x25	25x12	Single	50	312
MDZ D2512	200	12x25	25x12	Single	50	212

Concealed Fixed						
MDZ C2512	600	12x25	25x12	Single	50	612
MDZ C2512	450	12x25	25x12	Single	50	462
MDZ C2512	300	12x25	25x12	Single	50	312
MDZ C2512	200	12x25	25x12	Single	50	212

NOTE:
Special sizes available on request



HOW TO SPECIFY
Product No. / Fixing Centres / Finish / Fixing (refer diagram below)
eg: B2512 / 600 / SSS / TM



PLEASE SPECIFY DOOR TYPE
GD - Glass doors
TM - Timber doors
AL - Aluminium doors

Material 316 Marine Grade Stainless Steel

Product No.	Fixing Centres mm	Rail Section mm	Standoff mm	Unit	Projection mm	Offset mm
Back to Back						
MDZ B25120F	600	12x25	25x12	Pair	50	50
MDZ B25120F	450	12x25	25x12	Pair	50	50
MDZ B25120F	300	12x25	25x12	Pair	50	50
MDZ B25120F	200	12x25	25x12	Pair	50	50

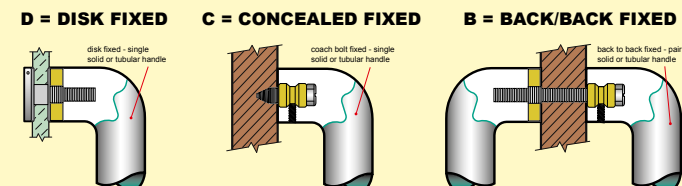
Disk Fixed						
MDZ D25120F	600	12x25	25x12	Single	50	50
MDZ D25120F	450	12x25	25x12	Single	50	50
MDZ D25120F	300	12x25	25x12	Single	50	50
MDZ D25120F	200	12x25	25x12	Single	50	50

Concealed Fixed						
MDZ C25120F	600	12x25	25x12	Single	50	50
MDZ C25120F	450	12x25	25x12	Single	50	50
MDZ C25120F	300	12x25	25x12	Single	50	50
MDZ C25120F	200	12x25	25x12	Single	50	50

NOTE:
Special sizes available on request



HOW TO SPECIFY
Product No. / Fixing Centres / Finish / Fixing (refer diagram below)
eg: B25120F / 600 / SSS / TM



PLEASE SPECIFY DOOR TYPE
GD - Glass doors
TM - Timber doors
AL - Aluminium doors

Material 316 Marine Grade Stainless Steel

Product No.	Fixing Centres mm	Rail Section mm	Standoff mm	Unit	Projection mm	Overall Length mm
Back to Back						
MDZ B2525	600	10x25	25x25	Pair	50	625
MDZ B2525	450	10x25	25x25	Pair	50	475
MDZ B2525	300	10x25	25x25	Pair	50	325
MDZ B2525	200	10x25	25x25	Pair	50	225

Disk Fixed						
MDZ D2525	600	10x25	25x25	Single	50	625
MDZ D2525	450	10x25	25x25	Single	50	475
MDZ D2525	300	10x25	25x25	Single	50	325
MDZ D2525	200	10x25	25x25	Single	50	225

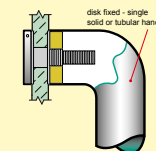
Concealed Fixed						
MDZ C2525	600	10x25	25x25	Single	50	625
MDZ C2525	450	10x25	25x25	Single	50	475
MDZ C2525	300	10x25	25x25	Single	50	325
MDZ C2525	200	10x25	25x25	Single	50	225

NOTE:
Special sizes available on request

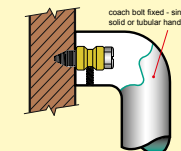


HOW TO SPECIFY
Product No. / Fixing Centres / Finish / Fixing (refer diagram below)
eg: B2525 / 600 / SSS / TM

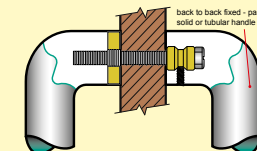
D = DISK FIXED



C = CONCEALED FIXED



B = BACK/BACK FIXED



PLEASE SPECIFY DOOR TYPE
GD - Glass doors
TM - Timber doors
AL - Aluminium doors

Material 316 Marine Grade Stainless Steel

Product No.	Fixing Centres mm	Rail Section mm	Standoff mm	Unit	Projection mm	Offset mm
Back to Back						
MDZ B2525OF	600	25x12	25x25	Pair	50	50
MDZ B2525OF	450	25x12	25x25	Pair	50	50
MDZ B2525OF	300	25x12	25x25	Pair	50	50
MDZ B2525OF	200	25x12	25x25	Pair	50	50

Disk Fixed						
MDZ D2525OF	600	25x12	25x25	Single	50	50
MDZ D2525OF	450	25x12	25x25	Single	50	50
MDZ D2525OF	300	25x12	25x25	Single	50	50
MDZ D2525OF	200	25x12	25x25	Single	50	50

Concealed Fixed						
MDZ C2525OF	600	25x12	25x25	Single	50	50
MDZ C2525OF	450	25x12	25x25	Single	50	50
MDZ C2525OF	300	25x12	25x25	Single	50	50
MDZ C2525OF	200	25x12	25x25	Single	50	50

NOTE:
Special sizes available on request



madinoz MDZ 2525OF

FINISH AVAILABLE IN **SSS** **PSS**

HOW TO SPECIFY
Product No. / Fixing Centres / Finish / Fixing (refer diagram below)
eg: B2525OF / 600 / SSS / TM

D = DISK FIXED

disk fixed - single solid or tubular handle

C = CONCEALED FIXED

coach bolt fixed - single solid or tubular handle

B = BACK/BACK FIXED

back to back fixed - pair solid or tubular handle

PLEASE SPECIFY DOOR TYPE
GD - Glass doors
TM - Timber doors
AL - Aluminium doors

Material 316 Marine Grade Stainless Steel

Product No.	Diameter mm		Length mm	Fixing Centres mm
MDZ 5200/K	16	14	1400	1240
MDZ 5200/L	16	14	1300	1140
MDZ 5200/M	16	14	1200	1040
MDZ 5200/N	16	14	1100	940
MDZ 5200/O	16	14	1000	840
MDZ 5200/P	16	14	900	740
MDZ 5200/Q	16	14	800	640
MDZ 5200/R	16	14	700	540
MDZ 5200/S	16	14	600	440
MDZ 5200/T	16	14	500	340
MDZ 5200/U	16	14	400	240

NOTE:
Special sizes available on request



HOW TO SPECIFY
Product No. / Diameter / Finish / Fixing (refer diagram below)
eg: 5200K / 16 / SSS / D Fix GD

D = DISK FIXED

disk fixed - single solid or tubular handle

C = CONCEALED FIXED

coach bolt fixed - single solid or tubular handle

B = BACK/BACK FIXED

back to back fixed - pair solid or tubular handle

PLEASE SPECIFY DOOR TYPE
GD - Glass doors
TM - Timber doors
AL - Aluminium doors

Material 316 Marine Grade Stainless Steel

Product No.	Diameter mm		Projection mm		Offset mm		Length mm	Fixing Centres mm
MDZ 5250/K	16	14	50	48	85	80	1400	1240
MDZ 5250/L	16	14	50	48	85	80	1300	1140
MDZ 5250/M	16	14	50	48	85	80	1200	1040
MDZ 5250/N	16	14	50	48	85	80	1100	940
MDZ 5250/O	16	14	50	48	85	80	1000	840
MDZ 5250/P	16	14	50	48	85	80	900	740
MDZ 5250/Q	16	14	50	48	85	80	800	640
MDZ 5250/R	16	14	50	48	85	80	700	540
MDZ 5250/S	16	14	50	48	85	80	600	440
MDZ 5250/T	16	14	50	48	85	80	500	340
MDZ 5250/U	16	14	50	48	85	80	400	240

NOTE:
Special sizes available on request



HOW TO SPECIFY
Product No. / Diameter / Finish / Fixing (refer diagram below)
eg: 5250K / 16 / SSS / D Fix GD

D = DISK FIXED

disk fixed - single solid or tubular handle

C = CONCEALED FIXED

conceal bolt fixed - single solid or tubular handle

B = BACK/BACK FIXED

back to back fixed - pair solid or tubular handle

PLEASE SPECIFY DOOR TYPE
GD - Glass doors
TM - Timber doors
AL - Aluminium doors

Material 316 Marine Grade Stainless Steel

Product No.	Diameter mm		Length mm	Fixing Centres mm
MDZ 5400/K	16	14	1400	1240
MDZ 5400/L	16	14	1300	1140
MDZ 5400/M	16	14	1200	1040
MDZ 5400/N	16	14	1100	940
MDZ 5400/O	16	14	1000	840
MDZ 5400/P	16	14	900	740
MDZ 5400/Q	16	14	800	640
MDZ 5400/R	16	14	700	540
MDZ 5400/S	16	14	600	440
MDZ 5400/T	16	14	500	340
MDZ 5400/U	16	14	400	240

NOTE:
Special sizes available on request

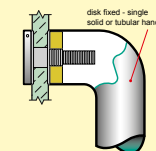


HOW TO SPECIFY

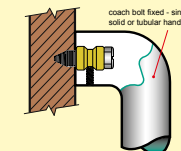
Product No. / Diameter / Finish / Fixing (refer diagram below)

eg: 5400K / 16 / SSS / D Fix GD

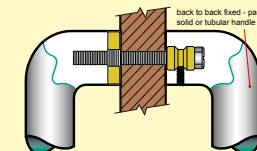
D = DISK FIXED



C = CONCEALED FIXED



B = BACK/BACK FIXED



PLEASE SPECIFY DOOR TYPE

- GD** - Glass doors
- TM** - Timber doors
- AL** - Aluminium doors

Material 316 Marine Grade Stainless Steel

Product No.	Diameter mm		Projection mm		Offset mm		Length mm	Fixing Centres mm
MDZ 5450/K	16	14	50	48	80	75	1400	1240
MDZ 5450/L	16	14	50	48	80	75	1300	1140
MDZ 5450/M	16	14	50	48	80	75	1200	1040
MDZ 5450/N	16	14	50	48	80	75	1100	940
MDZ 5450/O	16	14	50	48	80	75	1000	840
MDZ 5450/P	16	14	50	48	80	75	900	740
MDZ 5450/Q	16	14	50	48	80	75	800	640
MDZ 5450/R	16	14	50	48	80	75	700	540
MDZ 5450/S	16	14	50	48	80	75	600	440
MDZ 5450/T	16	14	50	48	80	75	500	340
MDZ 5450/U	16	14	50	48	80	75	400	240

NOTE:
Special sizes available on request

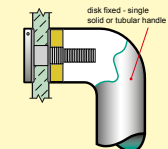


HOW TO SPECIFY

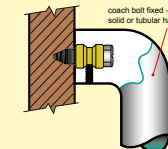
Product No. / Diameter / Finish / Fixing (refer diagram below)

eg: 5450K / 16 / SSS / D Fix GD

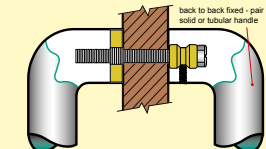
D = DISK FIXED



C = CONCEALED FIXED



B = BACK/BACK FIXED



PLEASE SPECIFY DOOR TYPE

- GD** - Glass doors
- TM** - Timber doors
- AL** - Aluminium doors

Material 316 Marine Grade Stainless Steel

Product No.	Diameter mm			Length mm	Fixing Centres mm
MDZ 6200/A	32	25	19	2400	2240
MDZ 6200/B	32	25	19	2300	2140
MDZ 6200/C	32	25	19	2200	2040
MDZ 6200/D	32	25	19	2100	1940
MDZ 6200/E	32	25	19	2000	1840
MDZ 6200/F	32	25	19	1900	1740
MDZ 6200/G	32	25	19	1800	1640
MDZ 6200/H	32	25	19	1700	1540
MDZ 6200/I	32	25	19	1600	1440
MDZ 6200/J	32	25	19	1500	1340
MDZ 6200/K	32	25	19	1400	1240
MDZ 6200/L	32	25	19	1300	1140
MDZ 6200/M	32	25	19	1200	1040
MDZ 6200/N	32	25	19	1100	940
MDZ 6200/O	32	25	19	1000	840
MDZ 6200/P	32	25	19	900	740
MDZ 6200/Q	32	25	19	800	640
MDZ 6200/R	32	25	19	700	540
MDZ 6200/S	32	25	19	600	440
MDZ 6200/T	32	25	19	500	340
MDZ 6200/U	32	25	19	400	240

NOTE:
Special sizes available on request



madinoz MDZ 6200

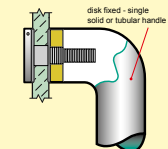
FINISH AVAILABLE IN **SSS** **PSS**

HOW TO SPECIFY

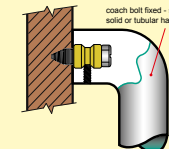
Product No. / Diameter / Finish / Fixing (refer diagram below)

eg: 6200A / 32 / SSS / D Fix GD

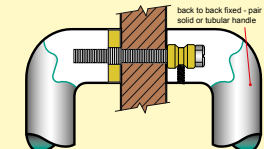
D = DISK FIXED



C = CONCEALED FIXED



B = BACK/BACK FIXED



PLEASE SPECIFY DOOR TYPE

- GD** - Glass doors
- TM** - Timber doors
- AL** - Aluminium doors

Material 316 Marine Grade Stainless Steel

Product No.	Diameter mm	Projection mm	Offset mm	Length mm	Fixing Centres mm
MDZ 6250/G	19	65	90	1800	1640
MDZ 6250/H	19	65	90	1700	1540
MDZ 6250/I	19	65	90	1600	1440
MDZ 6250/J	19	65	90	1500	1340
MDZ 6250/K	19	65	90	1400	1240
MDZ 6250/L	19	65	90	1300	1140
MDZ 6250/M	19	65	90	1200	1040
MDZ 6250/N	19	65	90	1100	940
MDZ 6250/O	19	65	90	1000	840
MDZ 6250/P	19	65	90	900	740
MDZ 6250/Q	19	65	90	800	640
MDZ 6250/R	19	65	90	700	540
MDZ 6250/S	19	65	90	600	440
MDZ 6250/T	19	65	90	500	340
MDZ 6250/U	19	65	90	400	240

NOTE:
Special sizes available on request

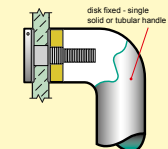


HOW TO SPECIFY

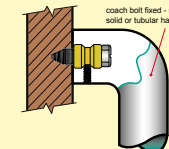
Product No. / Diameter / Finish / Fixing (refer diagram below)

eg: 6250G / 19 / SSS / D Fix GD

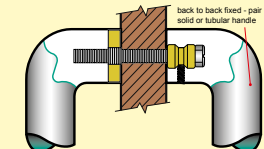
D = DISK FIXED



C = CONCEALED FIXED



B = BACK/BACK FIXED




PLEASE SPECIFY DOOR TYPE

- GD** - Glass doors
- TM** - Timber doors
- AL** - Aluminium doors

Material 316 Marine Grade Stainless Steel

Product No.	Diameter mm		Projection mm		Fixing Centres mm
MDZ 6300/K	32	25	85	75	1400
MDZ 6300/L	32	25	85	75	1300
MDZ 6300/M	32	25	85	75	1200
MDZ 6300/N	32	25	85	75	1100
MDZ 6300/O	32	25	85	75	1000
MDZ 6300/P	32	25	85	75	900
MDZ 6300/Q	32	25	85 <td 75	800	
MDZ 6300/R	32	25	85	75	700
MDZ 6300/S	32	25	85	75	600
MDZ 6300/T	32	25	85	75	500
MDZ 6300/U	32	25	85	75	400
MDZ 6300/V	32	25	85	75	300
MDZ 6300/W	32	25	85	75	250
MDZ 6300/X	32	25	85	75	200

NOTE:
Special sizes available on request

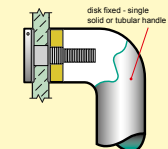


HOW TO SPECIFY

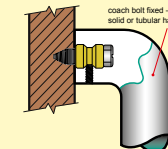
Product No. / Diameter / Finish / Fixing (refer diagram below)

eg: 6300K / 32 / SSS / D Fix GD

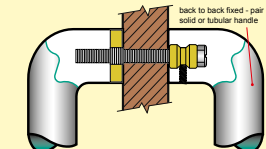
D = DISK FIXED



C = CONCEALED FIXED



B = BACK/BACK FIXED



PLEASE SPECIFY DOOR TYPE

- GD** - Glass doors
- TM** - Timber doors
- AL** - Aluminium doors

Material 316 Marine Grade Stainless Steel

Product No.	Diameter mm			Length mm	Fixing Centres mm
MDZ 6400/A	32	25	19	2400	2240
MDZ 6400/B	32	25	19	2300	2140
MDZ 6400/C	32	25	19	2200	2040
MDZ 6400/D	32	25	19	2100	1940
MDZ 6400/E	32	25	19	2000	1840
MDZ 6400/F	32	25	19	1900	1740
MDZ 6400/G	32	25	19	1800	1640
MDZ 6400/H	32	25	19	1700	1540
MDZ 6400/I	32	25	19	1600	1440
MDZ 6400/J	32	25	19	1500	1340
MDZ 6400/K	32	25	19	1400	1240
MDZ 6400/L	32	25	19	1300	1140
MDZ 6400/M	32	25	19	1200	1040
MDZ 6400/N	32	25	19	1100	940
MDZ 6400/O	32	25	19	1000	840
MDZ 6400/P	32	25	19	900	740
MDZ 6400/Q	32	25	19	800	640
MDZ 6400/R	32	25	19	700	540
MDZ 6400/S	32	25	19	600	440
MDZ 6400/T	32	25	19	500	340
MDZ 6400/U	32	25	19	400	240

NOTE:
Special sizes available on request



madinoz MDZ 6400

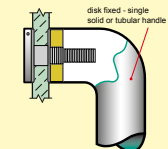
FINISH AVAILABLE IN **SSS** **PSS**

HOW TO SPECIFY

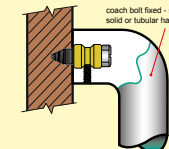
Product No. / Diameter / Finish / Fixing (refer diagram below)

eg: 6400A / 32 / SSS / D Fix GD

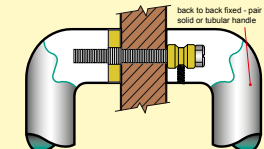
D = DISK FIXED



C = CONCEALED FIXED



B = BACK/BACK FIXED



PLEASE SPECIFY DOOR TYPE

- GD** - Glass doors
- TM** - Timber doors
- AL** - Aluminium doors

Material 316 Marine Grade Stainless Steel

Product No.	Diameter mm	Projection mm	Offset mm	Length mm	Fixing Centres mm
MDZ 6450/G	19	65	95	1800	1640
MDZ 6450/H	19	65	95	1700	1540
MDZ 6450/I	19	65	95	1600	1440
MDZ 6450/J	19	65	95	1500	1340
MDZ 6450/K	19	65	95	1400	1240
MDZ 6450/L	19	65	95	1300	1140
MDZ 6450/M	19	65	95	1200	1040
MDZ 6450/N	19	65	95	1100	940
MDZ 6450/O	19	65	95	1000	840
MDZ 6450/P	19	65	95	900	740
MDZ 6450/Q	19	65	95	800	640
MDZ 6450/R	19	65	95	700	540
MDZ 6450/S	19	65	95	600	440
MDZ 6450/T	19	65	95	500	340
MDZ 6450/U	19	65	95	400	240

NOTE:
Special sizes available on request



madinoz MDZ 6450

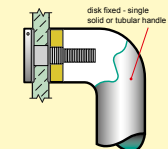
FINISH AVAILABLE IN **SSS** **PSS**

HOW TO SPECIFY

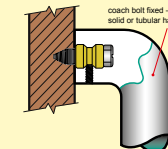
Product No. / Diameter / Finish / Fixing (refer diagram below)

eg: 6450G / 19 / SSS / D Fix GD

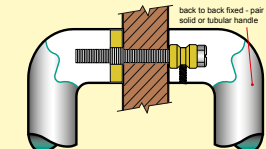
D = DISK FIXED



C = CONCEALED FIXED



B = BACK/BACK FIXED



PLEASE SPECIFY DOOR TYPE

- GD** - Glass doors
- TM** - Timber doors
- AL** - Aluminium doors

Material 316 Marine Grade Stainless Steel

Product No.	Diameter mm		Projection mm		Offset mm		Length mm	Fixing Centres mm
MDZ 6500/A	32	25	83	76	90	85	2400	2240
MDZ 6500/B	32	25	83	76	90	85	2300	2140
MDZ 6500/C	32	25	83	76	90	85	2200	2040
MDZ 6500/D	32	25	83	76	90	85	2100	1940
MDZ 6500/E	32	25	83	76	90	85	2000	1840
MDZ 6500/F	32	25	83	76	90	85	1900	1740
MDZ 6500/G	32	25	83	76	90	85	1800	1640
MDZ 6500/H	32	25	83	76	90	85	1700	1540
MDZ 6500/I	32	25	83	76	90	85	1600	1440
MDZ 6500/J	32	25	83	76	90	85	1500	1340
MDZ 6500/K	32	25	83	76	90	85	1400	1240
MDZ 6500/L	32	25	83	76	90	85	1300	1140
MDZ 6500/M	32	25	83	76	90	85	1200	1040
MDZ 6500/N	32	25	83	76	90	85	1100	940
MDZ 6500/O	32	25	83	76	90	85	1000	840
MDZ 6500/P	32	25	83	76	90	85	900	740
MDZ 6500/Q	32	25	83	76	90	85	800	640
MDZ 6500/R	32	25	83	76	90	85	700	540
MDZ 6500/S	32	25	83	76	90	85	600	440
MDZ 6500/T	32	25	83	76	90	85	500	340
MDZ 6500/U	32	25	83	76	90	85	400	240

NOTE:
MDZ 6500/A to F to come with 3 stand offs (fixing points) in 25mm diameter only
Special sizes available on request



madinoz MDZ 6500

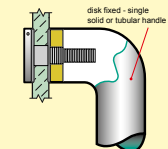
FINISH AVAILABLE IN **SSS** **PSS**

HOW TO SPECIFY

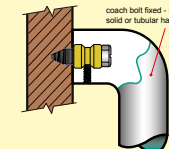
Product No. / Diameter / Finish / Fixing (refer diagram below)

eg: 6500A / 32 / SSS / D Fix GD

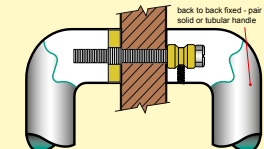
D = DISK FIXED



C = CONCEALED FIXED



B = BACK/BACK FIXED



PLEASE SPECIFY DOOR TYPE

- GD** - Glass doors
- TM** - Timber doors
- AL** - Aluminium doors

Material 316 Marine Grade Stainless Steel

Product No.	Fixing Centres mm	Rail Section mm	Unit	Projection mm	Overall Length mm
Back to Back					
MDZ B8000	1500	50x25	Pair	75	1525
MDZ B8000	1000	50x25	Pair	75	1025
MDZ B8000	800	50x25	Pair	75	825
MDZ B8000	600	50x25	Pair	75	625
MDZ B8000	400	50x25	Pair	75	425

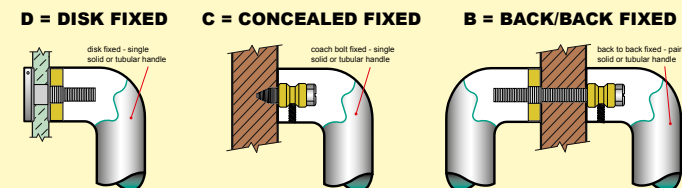
Disk Fixed					
MDZ D8000	1500	50x25	Single	75	1525
MDZ D8000	1000	50x25	Single	75	1025
MDZ D8000	800	50x25	Single	75	825
MDZ D8000	600	50x25	Single	75	625
MDZ D8000	400	50x25	Single	75	425

Concealed Fixed					
MDZ C8000	1500	50x25	Single	75	1525
MDZ C8000	1000	50x25	Single	75	1025
MDZ C8000	800	50x25	Single	75	825
MDZ C8000	600	50x25	Single	75	625
MDZ C8000	400	50x25	Single	75	425

NOTE:
MDZ 8000 Series come in fixing centres from 400mm to 2000mm, in 100mm increments.
Available in all fixes.
Special sizes available on request



HOW TO SPECIFY
Product No. / Fixing Centres / Rail Section / Finish / Fixing (refer diagram below)
eg: B8000 / 800 / 50x25 / SSS / TM



PLEASE SPECIFY DOOR TYPE
GD - Glass doors
TM - Timber doors
AL - Aluminium doors

Material 316 Marine Grade Stainless Steel

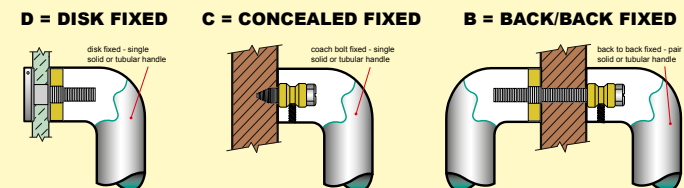
Product No.	Fixing Centres mm	Square Tube mm	Unit	Projection mm	Width mm	Overall Length mm
Back to Back						
MDZ B8010	600	19	Pair	55	80	632
Disk Fixed						
MDZ D8010	600	19	Single	55	80	632
Concealed Fixed						
MDZ C8010	600	19	Single	55	80	632



madinoz MDZ 8010

FINISH AVAILABLE IN **SSS** **PSS**

HOW TO SPECIFY
 Product No. / Fixing Centres / Square Tube / Finish / Fixing (refer diagram below)
 eg: B8010 / 600 / 19 / SSS / TM



PLEASE SPECIFY DOOR TYPE
GD - Glass doors
TM - Timber doors
AL - Aluminium doors

Material 316 Marine Grade Stainless Steel

Product No.	Fixing Centres mm	Square Tube mm	Unit	Projection mm	Width mm	Overall Length mm
Back to Back						
MDZ B8020	1500	25	Pair	70	100	1525
MDZ B8020	1000	25	Pair	70	100	1025
MDZ B8020	800	25	Pair	70	100	825
MDZ B8020	600	25	Pair	70	100	625
MDZ B8020	400	25	Pair	70	100	425

Disk Fixed						
MDZ D8020	1500	25	Single	70	100	1525
MDZ D8020	1000	25	Single	70	100	1025
MDZ D8020	800	25	Single	70	100	825
MDZ D8020	600	25	Single	70	100	625
MDZ D8020	400	25	Single	70	100	425

Concealed Fixed						
MDZ C8020	1500	25	Single	70	100	1525
MDZ C8020	1000	25	Single	70	100	1025
MDZ C8020	800	25	Single	70	100	825
MDZ C8020	600	25	Single	70	100	625
MDZ C8020	400	25	Single	70	100	425

NOTE:
 Special sizes available on request



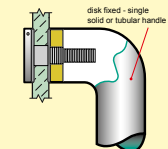
madinoz MDZ 8020

FINISH AVAILABLE IN **SSS** **PSS**

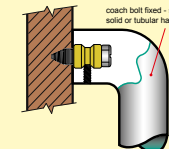
HOW TO SPECIFY

Product No. / Fixing Centres / Square Tube / Finish / Fixing (refer diagram below)
 eg: B8020 / 1000 / 25 / SSS / TM

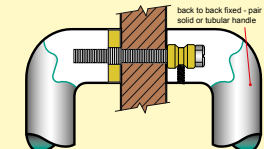
D = DISK FIXED



C = CONCEALED FIXED



B = BACK/BACK FIXED



PLEASE SPECIFY DOOR TYPE

- GD** - Glass doors
- TM** - Timber doors
- AL** - Aluminium doors

Material 316 Marine Grade Stainless Steel

Product No.	Fixing Centres mm	Square Tube mm			Unit	Projection mm			Overall Length mm		
Back to Back											
MDZ B8030	1500	32	25	19	Pair	77	70	65	1532	1525	1519
MDZ B8030	1000	32	25	19	Pair	77	70	65	1032	1025	1019
MDZ B8030	800	32	25	19	Pair	77	70	65	832	825	819
MDZ B8030	600	32	25	19	Pair	77	70	65	632	625	619
MDZ B8030	400	32	25	19	Pair	77	70	65	432	425	419

Disk Fixed											
MDZ D8030	1500	32	25	19	Single	77	70	65	1532	1525	1519
MDZ D8030	1000	32	25	19	Single	77	70	65	1032	1025	1019
MDZ D8030	800	32	25	19	Single	77	70	65	832	825	819
MDZ D8030	600	32	25	19	Single	77	70	65	632	625	619
MDZ D8030	400	32	25	19	Single	77	70	65	432	425	419

Concealed Fixed											
MDZ C8030	1500	32	25	19	Single	77	70	65	1532	1525	1519
MDZ C8030	1000	32	25	19	Single	77	70	65	1032	1025	1019
MDZ C8030	800	32	25	19	Single	77	70	65	832	825	819
MDZ C8030	600	32	25	19	Single	77	70	65	632	625	619
MDZ C8030	400	32	25	19	Single	77	70	65	432	425	419

NOTE:

Also available in all fixes

MDZ 8030 Series in 32mm diameter come in fixing centres from 400mm to 2400mm, in 100mm increments.

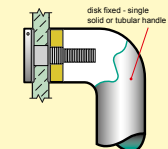
MDZ 8030 Series in 25mm diameter come in fixing centres from 400mm to 2000mm, in 100mm increments.

MDZ 8030 Series in 19mm diameter come in fixing centres from 400mm to 1500mm, in 100mm increments.

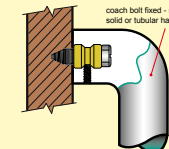


HOW TO SPECIFY
Product No. / Fixing Centres / Square Tube / Finish / Fixing (refer diagram below)
eg: B8030 / 800 / 25 / SSS / TM

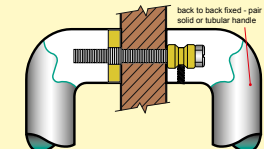
D = DISK FIXED



C = CONCEALED FIXED



B = BACK/BACK FIXED



PLEASE SPECIFY DOOR TYPE

- GD** - Glass doors
- TM** - Timber doors
- AL** - Aluminium doors

Material 316 Marine Grade Stainless Steel

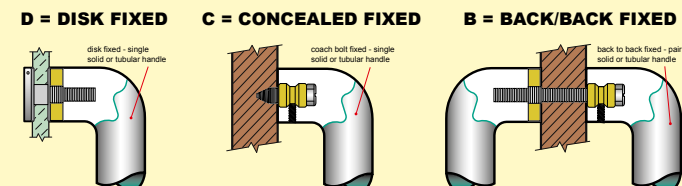
Product No.	Fixing Centres mm	Flat Plate mm	Unit	Projection mm	Width mm	Overall Length mm
Back to Back						
MDZ B8040	150	6	Pair	51	150	250
Disk Fixed						
MDZ D8040	150	6	Single	51	150	250
Concealed Fixed						
MDZ C8040	150	6	Single	51	150	250



madinoz MDZ 8040

FINISH AVAILABLE IN **SSS** **PSS**

HOW TO SPECIFY
 Product No. / Fixing Centres / Flat Plate / Finish / Fixing (refer diagram below)
 eg: B8040 / 150 / 6 / SSS / TM



PLEASE SPECIFY DOOR TYPE
GD - Glass doors
TM - Timber doors
AL - Aluminium doors

Material 316 Marine Grade Stainless Steel

Product No.	Fixing Centres mm	Square Tube mm			Unit	Projection mm			Width mm			Overall Length mm		
Back to Back														
MDZ B8050	1500	32	25	19	Pair	72	65	60	90	90	90	1532	1525	1519
MDZ B8050	1000	32	25	19	Pair	72	65	60	90	90	90	1032	1025	1019
MDZ B8050	800	32	25	19	Pair	72	65	60	90	90	90	832	825	819
MDZ B8050	600	32	25	19	Pair	72	65	60	90	90	90	632	625	619
MDZ B8050	400	32	25	19	Pair	72	65	60	90	90	90	432	425	419

Disk Fixed														
MDZ D8050	1500	32	25	19	Single	72	65	60	90	90	90	1532	1525	1519
MDZ D8050	1000	32	25	19	Single	72	65	60	90	90	90	1032	1025	1019
MDZ D8050	800	32	25	19	Single	72	65	60	90	90	90	832	825	819
MDZ D8050	600	32	25	19	Single	72	65	60	90	90	90	632	625	619
MDZ D8050	400	32	25	19	Single	72	65	60	90	90	90	432	425	419

Concealed Fixed														
MDZ C8050	1500	32	25	19	Single	72	65	60	90	90	90	1532	1525	1519
MDZ C8050	1000	32	25	19	Single	72	65	60	90	90	90	1032	1025	1019
MDZ C8050	800	32	25	19	Single	72	65	60	90	90	90	832	825	819
MDZ C8050	600	32	25	19	Single	72	65	60	90	90	90	632	625	619
MDZ C8050	400	32	25	19	Single	72	65	60	90	90	90	432	425	419

NOTE:

Also available in all finishes

MDZ 8050 Series in 32mm diameter come in fixing centres from 400mm to 2400mm, in 100mm increments.

MDZ 8050 Series in 25mm diameter come in fixing centres from 400mm to 2000mm, in 100mm increments.

MDZ 8050 Series in 19mm diameter come in fixing centres from 400mm to 1500mm, in 100mm increments.



madinoz MDZ 8050

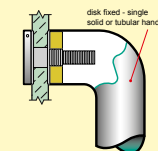
FINISH AVAILABLE IN **SSS** **PSS**

HOW TO SPECIFY

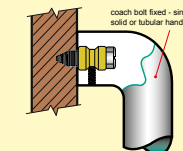
Product No. / Fixing Centres / Square Tube / Finish / Fixing (refer diagram below)

eg: B8050 / 800 / 25 / SSS / TM

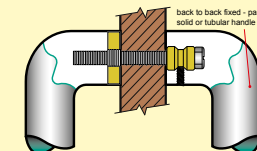
D = DISK FIXED



C = CONCEALED FIXED



B = BACK/BACK FIXED



PLEASE SPECIFY DOOR TYPE

GD - Glass doors

TM - Timber doors

AL - Aluminium doors

Material 316 Marine Grade Stainless Steel

Product No.	Fixing Centres mm	Flat Bar mm	Unit	Projection mm	Overall Length mm
Back to Back					
MDZ B8060	800	25x10	Pair	57	825
MDZ B8060	600	25x10	Pair	57	625
MDZ B8060	400	25x10	Pair	57	425
Disk Fixed					
MDZ D8060	800	25x10	Single	57	825
MDZ D8060	600	25x10	Single	57	625
MDZ D8060	400	25x10	Single	57	425
Concealed Fixed					
MDZ C8060	800	25x10	Single	57	825
MDZ C8060	600	25x10	Single	57	625
MDZ C8060	400	25x10	Single	57	425



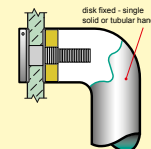
madinoz MDZ 8060

FINISH AVAILABLE IN **SSS** **PSS**

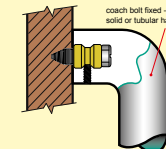
HOW TO SPECIFY

Product No. / Fixing Centres / Flat Bar / Finish / Fixing (refer diagram below)
 eg: B8060 / 600 / 25x10 / SSS / TM

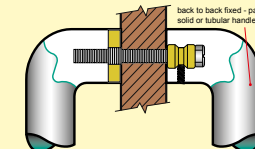
D = DISK FIXED



C = CONCEALED FIXED



B = BACK/BACK FIXED



PLEASE SPECIFY DOOR TYPE

- GD** - Glass doors
- TM** - Timber doors
- AL** - Aluminium doors

Material 316 Marine Grade Stainless Steel

Product No.	Fixing Centres mm	Flat Bar mm	Unit	Projection mm	Overall Length mm
Back to Back					
MDZ B8070	270	40x8	Pair	53	400
Disk Fixed					
MDZ D8070	270	40x8	Single	53	400
Concealed Fixed					
MDZ C8070	270	40x8	Single	53	400



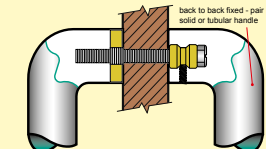
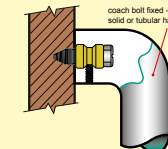
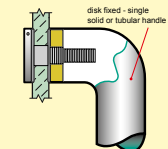
HOW TO SPECIFY

Product No. / Fixing Centres / Flat Bar / Finish / Fixing (refer diagram below)
 eg: B8070 / 270 / 40x8 / SSS / TM

D = DISK FIXED

C = CONCEALED FIXED

B = BACK/BACK FIXED



PLEASE SPECIFY DOOR TYPE

- GD** - Glass doors
- TM** - Timber doors
- AL** - Aluminium doors

Material 316 Marine Grade Stainless Steel

Product No.	Fixing Centres mm	Square Tube mm	Unit	Projection mm	Width mm	Overall Length mm
Back to Back						
MDZ B8080	1340	19	Pair	65	75	1500
MDZ B8080	840	19	Pair	65	75	1000
MDZ B8080	640	19	Pair	65	75	800
MDZ B8080	440	19	Pair	65	75	600
MDZ B8080	240	19	Pair	65	75	400

Disk Fixed						
MDZ D8080	1340	19	Single	65	75	1500
MDZ D8080	840	19	Single	65	75	1000
MDZ D8080	640	19	Single	65	75	800
MDZ D8080	440	19	Single	65	75	600
MDZ D8080	240	19	Single	65	75	400

Concealed Fixed						
MDZ C8080	1340	19	Single	65	75	1500
MDZ C8080	840	19	Single	65	75	1000
MDZ C8080	640	19	Single	65	75	800
MDZ C8080	440	19	Single	65	75	600
MDZ C8080	240	19	Single	65	75	400

NOTE:
Special sizes available on request

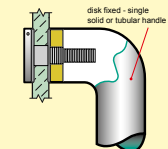


madinoz MDZ 8080

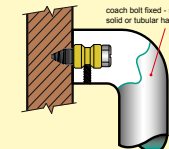
FINISH AVAILABLE IN **SSS** **PSS**

HOW TO SPECIFY
Product No. / Fixing Centres / Square Tube / Finish / Fixing (refer diagram below)
eg: B8080 / 1340 / 19 / SSS / TM

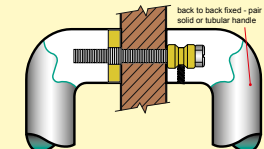
D = DISK FIXED



C = CONCEALED FIXED



B = BACK/BACK FIXED



PLEASE SPECIFY DOOR TYPE

- GD** - Glass doors
- TM** - Timber doors
- AL** - Aluminium doors

Material 316 Marine Grade Stainless Steel

Product No.	Fixing Centres mm	Tube Diameter mm	Unit	Projection mm	Width mm	Overall Length mm
Back to Back						
MDZ B8090	1340	25	Pair	71	75	1500
MDZ B8090	840	25	Pair	71	75	1000
MDZ B8090	640	25	Pair	71	75	800
MDZ B8090	440	25	Pair	71	75	600
MDZ B8090	240	25	Pair	71	75	400

Disk Fixed						
MDZ D8090	1340	25	Single	71	75	1500
MDZ D8090	840	25	Single	71	75	1000
MDZ D8090	640	25	Single	71	75	800
MDZ D8090	440	25	Single	71	75	600
MDZ D8090	240	25	Single	71	75	400

Concealed Fixed						
MDZ C8090	1340	25	Single	71	75	1500
MDZ C8090	840	25	Single	71	75	1000
MDZ C8090	640	25	Single	71	75	800
MDZ C8090	440	25	Single	71	75	600
MDZ C8090	240	25	Single	71	75	400

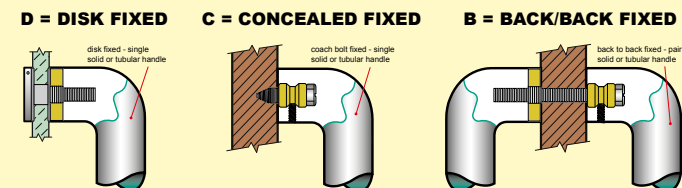
NOTE:
 Special sizes available on request



madinoz MDZ 8090

FINISH AVAILABLE IN **SSS** **PSS**

HOW TO SPECIFY
 Product No. / Fixing Centres / Tube Diameter / Finish / Fixing (refer diagram below)
 eg: B8090 / 440 / 25 / SSS / TM



PLEASE SPECIFY DOOR TYPE
GD - Glass doors
TM - Timber doors
AL - Aluminium doors

Material 316 Marine Grade Stainless Steel

Product No.	Fixing Centres mm	Flat Bar mm	Unit	Projection mm	Overall Length mm
Back to Back					
MDZ B8100	600	40x10	Pair	65	645
Disk Fixed					
MDZ D8100	600	40x10	Single	65	645
Concealed Fixed					
MDZ C8100	600	40x10	Single	65	645



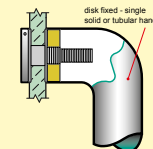
madinoz MDZ 8100

FINISH AVAILABLE IN **SSS** **PSS**

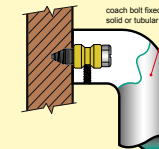
HOW TO SPECIFY

Product No. / Fixing Centres / Flat Bar / Finish / Fixing (refer diagram below)
 eg: B8100 / 600 / 40x10 / SSS / TM

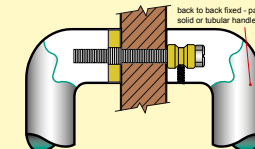
D = DISK FIXED



C = CONCEALED FIXED



B = BACK/BACK FIXED



PLEASE SPECIFY DOOR TYPE

- GD** - Glass doors
- TM** - Timber doors
- AL** - Aluminium doors

Material 316 Marine Grade Stainless Steel

Product No.	Fixing Centres mm	Square Tube mm	Unit	Projection mm	Width mm	Overall Length mm
Back to Back						
MDZ B8110	1500	25	Pair	65	75	1525
MDZ B8110	1000	25	Pair	65	75	1025
MDZ B8110	800	25	Pair	65	75	825
MDZ B8110	600	25	Pair	65	75	625
MDZ B8110	400	25	Pair	65	75	425

Disk Fixed						
MDZ D8110	1500	25	Single	65	75	1525
MDZ D8110	1000	25	Single	65	75	1025
MDZ D8110	800	25	Single	65	75	825
MDZ D8110	600	25	Single	65	75	625
MDZ D8110	400	25	Single	65	75	425

Concealed Fixed						
MDZ C8110	1500	25	Single	65	75	1525
MDZ C8110	1000	25	Single	65	75	1025
MDZ C8110	800	25	Single	65	75	825
MDZ C8110	600	25	Single	65	75	625
MDZ C8110	400	25	Single	65	75	425

NOTE:
Special sizes available on request



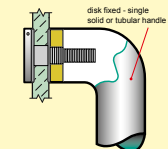
madinoz MDZ 8110

FINISH AVAILABLE IN **SSS** **PSS**

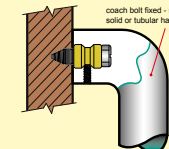
HOW TO SPECIFY

Product No. / Fixing Centres / Square Tube / Finish / Fixing (refer diagram below)
eg: B8110 / 800 / 25 / SSS / TM

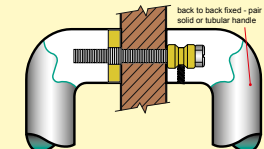
D = DISK FIXED



C = CONCEALED FIXED



B = BACK/BACK FIXED



PLEASE SPECIFY DOOR TYPE

- GD** - Glass doors
- TM** - Timber doors
- AL** - Aluminium doors

Material 316 Marine Grade Stainless Steel

Product No.	Fixing Centres mm	Rod Diameter mm	Unit	Projection mm	Width mm	Overall Length mm
Back to Back						
MDZ B8120	720	12	Pair	56	75	800
MDZ B8120	520	12	Pair	56	75	600
MDZ B8120	320	12	Pair	56	75	400
Disk Fixed						
MDZ D8120	720	12	Single	56	75	800
MDZ D8120	520	12	Single	56	75	600
MDZ D8120	320	12	Single	56	75	400
Concealed Fixed						
MDZ C8120	720	12	Single	56	75	800
MDZ C8120	520	12	Single	56	75	600
MDZ C8120	320	12	Single	56	75	400

NOTE:
Special sizes available on request



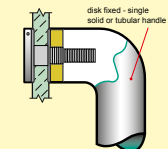
madinoz MDZ 8120

FINISH AVAILABLE IN **SSS** **PSS**

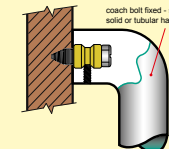
HOW TO SPECIFY

Product No. / Fixing Centres / Rod Diameter / Finish / Fixing (refer diagram below)
eg: B8120 / 320 / 12 / SSS / TM

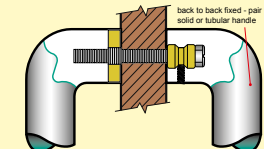
D = DISK FIXED



C = CONCEALED FIXED



B = BACK/BACK FIXED




PLEASE SPECIFY DOOR TYPE

- GD** - Glass doors
- TM** - Timber doors
- AL** - Aluminium doors

Material 316 Marine Grade Stainless Steel

Product No.	Fixing Centres mm	Rod Diameter mm	Unit	Projection mm	Overall Length mm
Back to Back					
MDZ B8130	720	12	Pair	55	800
MDZ B8130	520	12	Pair	55	600
MDZ B8130	320	12	Pair	55	400
Disk Fixed					
MDZ D8130	720	12	Single	55	800
MDZ D8130	520	12	Single	55	600
MDZ D8130	320	12	Single	55	400
Concealed Fixed					
MDZ C8130	720	12	Single	55	800
MDZ C8130	520	12	Single	55	600
MDZ C8130	320	12	Single	55	400

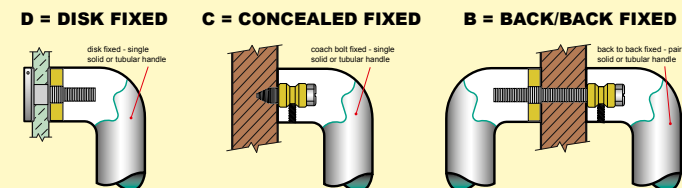
NOTE:
 Special sizes available on request



madinoz MDZ 8130

FINISH AVAILABLE IN **SSS** **PSS**

HOW TO SPECIFY
 Product No. / Fixing Centres / Rod Diameter / Finish / Fixing (refer diagram below)
 eg: B8130 / 720 / 12 / SSS / TM



PLEASE SPECIFY DOOR TYPE
GD - Glass doors
TM - Timber doors
AL - Aluminium doors

Material 316 Marine Grade Stainless Steel

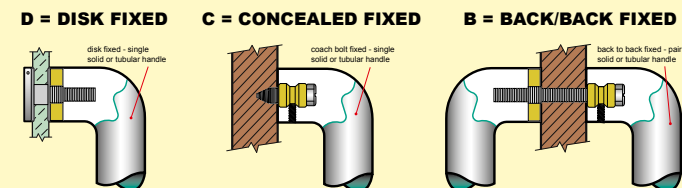
Product No.	Fixing Centres mm	Tube Diameter mm	Unit	Projection mm	Width mm	Overall Length mm
Back to Back						
MDZ B8140	400	25	Pair	60	100	500
Disk Fixed						
MDZ D8140	400	25	Single	60	100	500
Concealed Fixed						
MDZ C8140	400	25	Single	60	100	500

NOTE:

Flat bar measures 25mm x 10mm
 Special sizes available on request



HOW TO SPECIFY
 Product No. / Fixing Centres / Tube Diameter / Finish / Fixing (refer diagram below)
 eg: B8140 / 400 / 25 / SSS / TM



PLEASE SPECIFY DOOR TYPE
GD - Glass doors
TM - Timber doors
AL - Aluminium doors

Material 316 Marine Grade Stainless Steel

Product No.	Fixing Centres mm	Square Tube mm			Unit	Projection mm			Overall Length mm
Back to Back									
MDZ B8150	1340	32	25	19	Pair	77	70	65	1500
MDZ B8150	840	32	25	19	Pair	77	70	65	1000
MDZ B8150	640	32	25	19	Pair	77	70	65	800
MDZ B8150	440	32	25	19	Pair	77	70	65	600
MDZ B8150	240	32	25	19	Pair	77	70	65	400

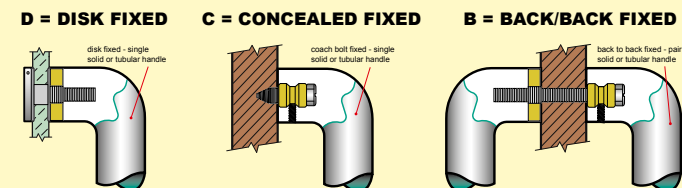
Disk Fixed									
MDZ D8150	1340	32	25	19	Single	77	70	65	1500
MDZ D8150	840	32	25	19	Single	77	70	65	1000
MDZ D8150	640	32	25	19	Single	77	70	65	800
MDZ D8150	440	32	25	19	Single	77	70	65	600
MDZ D8150	240	32	25	19	Single	77	70	65	400

Concealed Fixed									
MDZ C8150	1340	32	25	19	Single	77	70	65	1500
MDZ C8150	840	32	25	19	Single	77	70	65	1000
MDZ C8150	640	32	25	19	Single	77	70	65	800
MDZ C8150	440	32	25	19	Single	77	70	65	600
MDZ C8150	240	32	25	19	Single	77	70	65	400

NOTE:
Special sizes available on request



HOW TO SPECIFY
Product No. / Fixing Centres / Square Tube / Finish / Fixing (refer diagram below)
eg: B8150 / 840 / 32 / SSS / TM



PLEASE SPECIFY DOOR TYPE
GD - Glass doors
TM - Timber doors
AL - Aluminium doors

Material 316 Marine Grade Stainless Steel

Product No.	Fixing Centres mm	Tube Diameter mm	Unit	Projection mm	Width mm	Overall Length mm
Back to Back						
MDZ B8160	1500	25	Pair	70	90	1525
MDZ B8160	1000	25	Pair	70	90	1025
MDZ B8160	800	25	Pair	70	90	825
MDZ B8160	600	25	Pair	70	90	625

Disk Fixed						
MDZ D8160	1500	25	Single	70	90	1525
MDZ D8160	1000	25	Single	70	90	1025
MDZ D8160	800	25	Single	70	90	825
MDZ D8160	600	25	Single	70	90	625

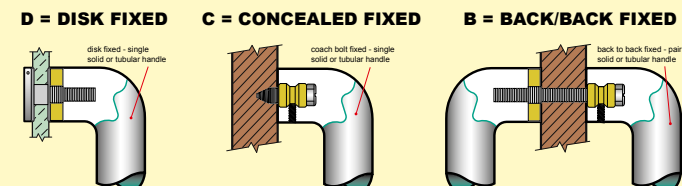
Concealed Fixed						
MDZ C8160	1500	25	Single	70	90	1525
MDZ C8160	1000	25	Single	70	90	1025
MDZ C8160	800	25	Single	70	90	825
MDZ C8160	600	25	Single	70	90	625



madinoz MDZ 8160

FINISH AVAILABLE IN **SSS** **PSS**

HOW TO SPECIFY
 Product No. / Fixing Centres / Tube Diameter / Finish / Fixing (refer diagram below)
 eg: B8160 / 800 / 25 / SSS / TM



PLEASE SPECIFY DOOR TYPE
GD - Glass doors
TM - Timber doors
AL - Aluminium doors

Material 316 Marine Grade Stainless Steel

Product No.	Fixing Centres mm	Square Tube mm				Unit	Projection mm			Overall Length mm		
Back to Back												
MDZ B8170	1500	32	25	19	Pair	77	70	65	1532	1525	1519	
MDZ B8170	1000	32	25	19	Pair	77	70	65	1032	1025	1019	
MDZ B8170	800	32	25	19	Pair	77	70	65	832	825	819	
MDZ B8170	600	32	25	19	Pair	77	70	65	632	625	619	
MDZ B8170	400	32	25	19	Pair	77	70	65	432	425	419	

Disk Fixed												
MDZ D8170	1500	32	25	19	Single	77	70	65	1532	1525	1519	
MDZ D8170	1000	32	25	19	Single	77	70	65	1032	1025	1019	
MDZ D8170	800	32	25	19	Single	77	70	65	832	825	819	
MDZ D8170	600	32	25	19	Single	77	70	65	632	625	619	
MDZ D8170	400	32	25	19	Single	77	70	65	432	425	419	

Concealed Fixed												
MDZ C8170	1500	32	25	19	Single	77	70	65	1532	1525	1519	
MDZ C8170	1000	32	25	19	Single	77	70 <td 65	1032	1025	1019		
MDZ C8170	800	32	25	19	Single	77	70	65	832	825	819	
MDZ C8170	600	32	25	19	Single	77	70	65	632	625	619	
MDZ C8170	400	32	25	19	Single	77	70	65	432	425	419	

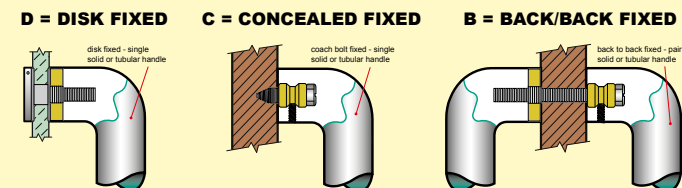
NOTE:
Special sizes available on request



madinoz MDZ 8170

FINISH AVAILABLE IN **SSS** **PSS**

HOW TO SPECIFY
Product No. / Fixing Centres / Square Tube / Finish / Fixing (refer diagram below)
eg: B8170 / 1000 / 25 / SSS / TM



PLEASE SPECIFY DOOR TYPE
GD - Glass doors
TM - Timber doors
AL - Aluminium doors

Material 316 Marine Grade Stainless Steel

Product No.	Fixing Centres mm	Flat Bar mm	Unit	Projection mm	Overall Length mm
Back to Back					
MDZ B8180	500	25x10	Pair	65	600
Disk Fixed					
MDZ D8180	500	25x10	Single	65	600



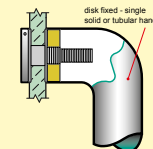
madinoz MDZ 8180

FINISH AVAILABLE IN **SSS** **PSS**

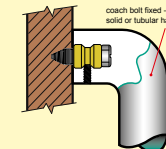
HOW TO SPECIFY

Product No. / Fixing Centres / Flat Bar / Finish / Fixing (refer diagram below)
 eg: B8180 / 500 / 25 / SSS / TM

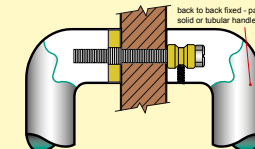
D = DISK FIXED



C = CONCEALED FIXED



B = BACK/BACK FIXED



PLEASE SPECIFY DOOR TYPE

- GD** - Glass doors
- TM** - Timber doors
- AL** - Aluminium doors

Material 316 Marine Grade Stainless Steel

Product No.	Fixing Centres mm	Tube Diameter mm	Unit	Projection mm	Width mm	Overall Length mm
Back to Back						
MDZ B8190	1500	32	25	Pair	72 65	100 100 1532 1525
MDZ B8190	1000	32	25	Pair	72 65	100 100 1032 1025
MDZ B8190	800	32	25	Pair	72 65	100 100 832 825
MDZ B8190	600	32	25	Pair	72 65	100 100 632 625
MDZ B8190	400	32	25	Pair	72 65	100 100 432 425

Product No.	Fixing Centres mm	Tube Diameter mm	Unit	Projection mm	Width mm	Overall Length mm
Disk Fixed						
MDZ D8190	1500	32	25	Single	72 65	100 100 1532 1525
MDZ D8190	1000	32	25	Single	72 65	100 100 1032 1025
MDZ D8190	800	32	25	Single	72 65	100 100 832 825
MDZ D8190	600	32	25	Single	72 65	100 100 632 625
MDZ D8190	400	32	25	Single	72 65	100 100 432 425

Product No.	Fixing Centres mm	Tube Diameter mm	Unit	Projection mm	Width mm	Overall Length mm
Concealed Fixed						
MDZ C8190	1500	32	25	Single	72 65	100 100 1532 1525
MDZ C8190	1000	32	25	Single	72 65	100 100 1032 1025
MDZ C8190	800	32	25	Single	72 65	100 100 832 825
MDZ C8190	600	32	25	Single	72 65	100 100 632 625
MDZ C8190	400	32	25	Single	72 65	100 100 432 425

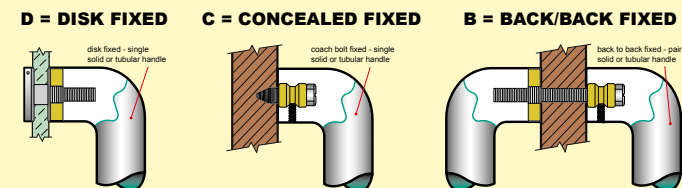
NOTE:
Special sizes available on request



madinoz MDZ 8190

FINISH AVAILABLE IN **SSS** **PSS**

HOW TO SPECIFY
Product No. / Fixing Centres / Tube Diameter / Finish / Fixing (refer diagram below)
eg: B8190 / 1000 / 32 / SSS / TM



PLEASE SPECIFY DOOR TYPE
GD - Glass doors
TM - Timber doors
AL - Aluminium doors

Material 316 Marine Grade Stainless Steel

Product No.	Fixing Centres mm	Rod Diameter mm	Unit	Projection mm	Width mm	Overall Length mm
Back to Back						
MDZ B8200	400	10	Pair	50	110	500
Disk Fixed						
MDZ D8200	400	10	Single	50	110	500
Concealed Fixed						
MDZ C8200	400	10	Single	50	110	500

NOTE:

Flat bar measures 25mm x 10mm



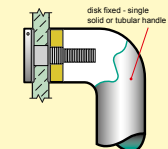
madinoz MDZ 8200

FINISH AVAILABLE IN **SSS** **PSS**

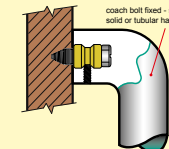
HOW TO SPECIFY

Product No. / Fixing Centres / Rod Diameter / Finish / Fixing (refer diagram below)
 eg: B8200 / 400 / 10 / SSS / TM

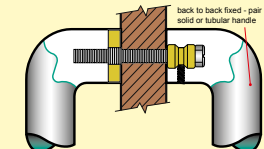
D = DISK FIXED



C = CONCEALED FIXED



B = BACK/BACK FIXED



PLEASE SPECIFY DOOR TYPE

- GD** - Glass doors
- TM** - Timber doors
- AL** - Aluminium doors


Material 316 Marine Grade Stainless Steel

Product No.	Fixing Centres mm	Tube Diameter mm	Unit	Projection mm	Overall Length mm
Back to Back					
MDZ B8210	1500	32	25	Pair	82 75 1532 1525
MDZ B8210	1000	32	25	Pair	82 75 1032 1025
MDZ B8210	800	32	25	Pair	82 75 832 825
MDZ B8210	600	32	25	Pair	82 75 632 625
MDZ B8210	400	32	25	Pair	82 75 432 425

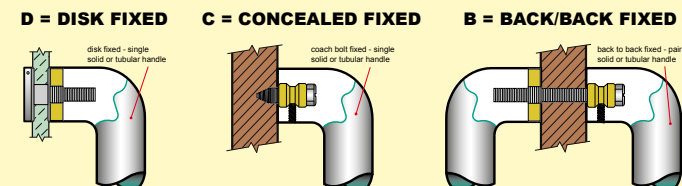
Disk Fixed					
MDZ D8210	1500	32	25	Single	82 75 1532 1525
MDZ D8210	1000	32	25	Single	82 75 1032 1025
MDZ D8210	800	32	25	Single	82 75 832 825
MDZ D8210	600	32	25	Single	82 75 632 625
MDZ D8210	400	32	25	Single	82 75 432 425

Concealed Fixed					
MDZ C8210	1500	32	25	Single	82 75 1532 1525
MDZ C8210	1000	32	25	Single	82 75 1032 1025
MDZ C8210	800	32	25	Single	82 75 832 825
MDZ C8210	600	32	25	Single	82 75 632 625
MDZ C8210	400	32	25	Single	82 75 432 425

NOTE:
Special sizes available on request



HOW TO SPECIFY
Product No. / Fixing Centres / Tube Diameter / Finish / Fixing (refer diagram below)
eg: B8210 / 600 / 32 / SSS / TM



PLEASE SPECIFY DOOR TYPE
GD - Glass doors
TM - Timber doors
AL - Aluminium doors

Material 316 Marine Grade Stainless Steel

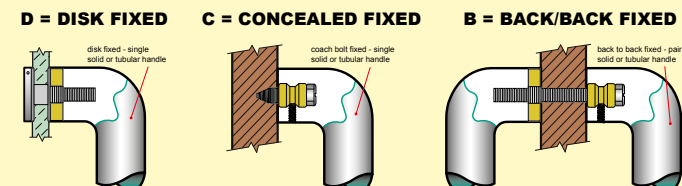
Product No.	Fixing Centres mm	Tube Diameter mm	Unit	Projection mm	Width mm	Overall Length mm
Back to Back						
MDZ B8220	600	25	Pair	65	175	632
Disk Fixed						
MDZ D8220	600	25	Single	65	175	632
Concealed Fixed						
MDZ C8220	600	25	Single	65	175	632



madinoz MDZ 8220

FINISH AVAILABLE IN **SSS** **PSS**

HOW TO SPECIFY
 Product No. / Fixing Centres / Tube Diameter / Finish / Fixing (refer diagram below)
 eg: B8220 / 600 / 25 / SSS / TM



PLEASE SPECIFY DOOR TYPE
GD - Glass doors
TM - Timber doors
AL - Aluminium doors

Material 316 Marine Grade Stainless Steel

Product No.	Fixing Centres mm	Square Tube mm	Round Standoff Dia. mm	Unit	Projection mm	Overall Length mm
Back to Back						
MDZ B8230	1940	32	25	25	19	Pair 76 69 2000
MDZ B8230	1440	32	25	25	19	Pair 76 69 1500
MDZ B8230	940	32	25	25	19	Pair 76 69 1000
MDZ B8230	740	32	25	25	19	Pair 76 69 800
MDZ B8230	540	32	25	25	19	Pair 76 69 600
MDZ B8230	340	32	25	25	19	Pair 76 69 400

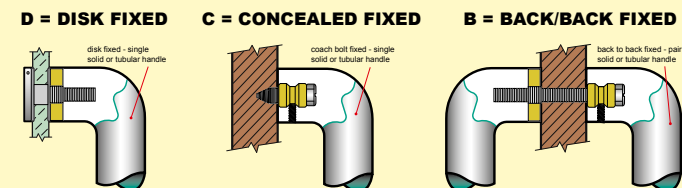
Product No.	Fixing Centres mm	Square Tube mm	Round Standoff Dia. mm	Unit	Projection mm	Overall Length mm
Disk Fixed						
MDZ D8230	1940	32	25	25	19	Single 76 69 2000
MDZ D8230	1440	32	25	25	19	Single 76 69 1500
MDZ D8230	940	32	25	25	19	Single 76 69 1000
MDZ D8230	740	32	25	25	19	Single 76 69 800
MDZ D8230	540	32	25	25	19	Single 76 69 600
MDZ D8230	340	32	25	25	19	Single 76 69 400

Product No.	Fixing Centres mm	Square Tube mm	Round Standoff Dia. mm	Unit	Projection mm	Overall Length mm
Concealed Fixed						
MDZ C8230	1940	32	25	25	19	Single 76 69 2000
MDZ C8230	1440	32	25	25	19	Single 76 69 1500
MDZ C8230	940	32	25	25	19	Single 76 69 1000
MDZ C8230	740	32	25	25	19	Single 76 69 800
MDZ C8230	540	32	25	25	19	Single 76 69 600
MDZ C8230	340	32	25	25	19	Single 76 69 400

NOTE:
Special sizes available on request



HOW TO SPECIFY
Product No. / Fixing Centres / Square Tube / Finish / Fixing (refer diagram below)
eg: B8230 / 940 / 25 / SSS / TM



PLEASE SPECIFY DOOR TYPE
GD - Glass doors
TM - Timber doors
AL - Aluminium doors

Material 316 Marine Grade Stainless Steel

Product No.	Fixing Centres mm	Tube Diameter mm	Unit	Projection mm	Overall Length mm
Back to Back					
MDZ B8240	1870	32	25	Pair	80 74 2016
MDZ B8240	1370	32	25	Pair	80 74 1516
MDZ B8240	870	32	25	Pair	80 74 1016
MDZ B8240	670	32	25	Pair	80 74 816
MDZ B8240	470	32	25	Pair	80 74 616
MDZ B8240	270	32	25	Pair	80 74 416

Disk Fixed					
MDZ D8240	1870	32	25	Single	80 74 2016
MDZ D8240	1370	32	25	Single	80 74 1516
MDZ D8240	870	32	25	Single	80 74 1016
MDZ D8240	670	32	25	Single	80 74 816
MDZ D8240	470	32	25	Single	80 74 616
MDZ D8240	270	32	25	Single	80 74 416

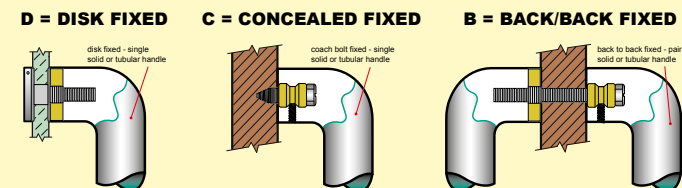
Concealed Fixed					
MDZ C8240	1870	32	25	Single	80 74 2016
MDZ C8240	1370	32	25	Single	80 74 1516
MDZ C8240	870	32	25	Single	80 74 1016
MDZ C8240	670	32	25	Single	80 74 816
MDZ C8240	470	32	25	Single	80 74 616
MDZ C8240	270	32	25	Single	80 74 416

NOTE:
Special sizes available on request



HOW TO SPECIFY

Product No. / Fixing Centres / Tube Diameter / Finish / Fixing (refer diagram below)
eg: B8240 / 870 / 25 / SSS / TM



PLEASE SPECIFY DOOR TYPE
GD - Glass doors
TM - Timber doors
AL - Aluminium doors

Material 316 Marine Grade Stainless Steel

Product No.	Fixing Centres mm	Section Tube mm	Unit	Projection mm	Overall Length mm
Back to Back					
MDZ B8250	1940	25x50	Pair	85	2000
MDZ B8250	1440	25x50	Pair	85	1500
MDZ B8250	940	25x50	Pair	85	1000
MDZ B8250	740	25x50	Pair	85	800
MDZ B8250	540	25x50	Pair	85	600
MDZ B8250	340	25x50	Pair	85	400

Disk Fixed					
MDZ D8250	1940	25x50	Single	85	2000
MDZ D8250	1440	25x50	Single	85	1500
MDZ D8250	940	25x50	Single	85	1000
MDZ D8250	740	25x50	Single	85	800
MDZ D8250	540	25x50	Single	85	600
MDZ D8250	340	25x50	Single	85	400

Concealed Fixed					
MDZ C8250	1940	25x50	Single	85	2000
MDZ C8250	1440	25x50	Single	85	1500
MDZ C8250	940	25x50	Single	85	1000
MDZ C8250	740	25x50	Single	85	800
MDZ C8250	540	25x50	Single	85	600
MDZ C8250	340	25x50	Single	85	400

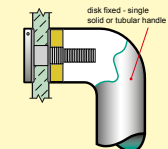
NOTE:
Special sizes available on request



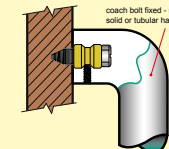
HOW TO SPECIFY

Product No. / Fixing Centres / Section Tube / Finish / Fixing (refer diagram below)
eg: B8250 / 940 / 25x50 / SSS / TM

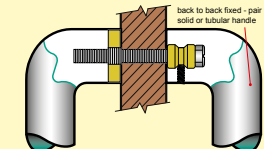
D = DISK FIXED



C = CONCEALED FIXED



B = BACK/BACK FIXED



PLEASE SPECIFY DOOR TYPE

- GD** - Glass doors
- TM** - Timber doors
- AL** - Aluminium doors

Material 316 Marine Grade Stainless Steel

Product No.	Fixing Centres mm	Tube Diameter mm	Unit	Projection mm	Overall Length mm
Back to Back					
MDZ B8260	1900	38	Pair	95	2000
MDZ B8260	1400	38	Pair	95	1500
MDZ B8260	900	38	Pair	95	1000
MDZ B8260	700	38	Pair	95	800
MDZ B8260	600	38	Pair	95	700
MDZ B8260	400	38	Pair	95	500

Disk Fixed					
MDZ D8260	1900	38	Single	95	2000
MDZ D8260	1400	38	Single	95	1500
MDZ D8260	900	38	Single	95	1000
MDZ D8260	700	38	Single	95	800
MDZ D8260	600	38	Single	95	700
MDZ D8260	400	38	Single	95	500

Concealed Fixed					
MDZ C8260	1900	38	Single	95	2000
MDZ C8260	1400	38	Single	95	1500
MDZ C8260	900	38	Single	95	1000
MDZ C8260	700	38	Single	95	800
MDZ C8260	600	38	Single	95	700
MDZ C8260	400	38	Single	95	500

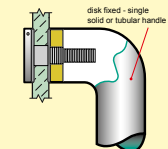
NOTE:
Square legs measure 32mm x 32mm
Special sizes available on request



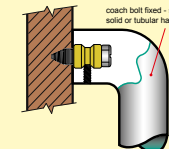
HOW TO SPECIFY

Product No. / Fixing Centres / Tube Diameter / Finish / Fixing (refer diagram below)
eg: B8260 / 1900 / 38 / SSS / TM

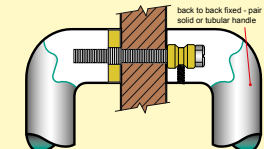
D = DISK FIXED



C = CONCEALED FIXED



B = BACK/BACK FIXED



PLEASE SPECIFY DOOR TYPE

- GD** - Glass doors
- TM** - Timber doors
- AL** - Aluminium doors


Material 316 Marine Grade Stainless Steel

Product No.	Fixing Centres mm	Tube Diameter mm	Unit	Projection mm	Overall Length mm
Back to Back					
MDZ B8270	1900	38	Pair	90	2000
MDZ B8270	1400	38	Pair	90	1500
MDZ B8270	900	38	Pair	90	1000
MDZ B8270	700	38	Pair	90	800
MDZ B8270	600	38	Pair	90	700
MDZ B8270	400	38	Pair	90	500

Disk Fixed					
MDZ D8270	1900	38	Single	90	2000
MDZ D8270	1400	38	Single	90	1500
MDZ D8270	900	38	Single	90	1000
MDZ D8270	700	38	Single	90	800
MDZ D8270	600	38	Single	90	700
MDZ D8270	400	38	Single	90	500

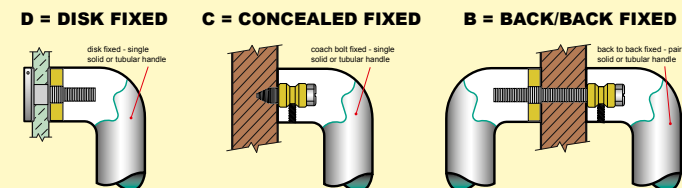
Concealed Fixed					
MDZ C8270	1900	38	Single	90	2000
MDZ C8270	1400	38	Single	90	1500
MDZ C8270	900	38	Single	90	1000
MDZ C8270	700	38	Single	90	800
MDZ C8270	600	38	Single	90	700
MDZ C8270	400	38	Single	90	500

NOTE:
Special sizes available on request



HOW TO SPECIFY

Product No. / Fixing Centres / Tube Diameter / Finish / Fixing (refer diagram below)
eg: B8270 / 900 / 38 / SSS / TM



PLEASE SPECIFY DOOR TYPE
GD - Glass doors
TM - Timber doors
AL - Aluminium doors

Material 316 Marine Grade Stainless Steel

Product No.	Fixing Centres mm	Rectangle Section mm	Unit	Projection mm	Overall Length mm
Back to Back					
MDZ B8280	1000	25x10	Pair	70	1035
MDZ B8280	800	25x10	Pair	70	835
MDZ B8280	600	25x10	Pair	70	635
MDZ B8280	400	25x10	Pair	70	435

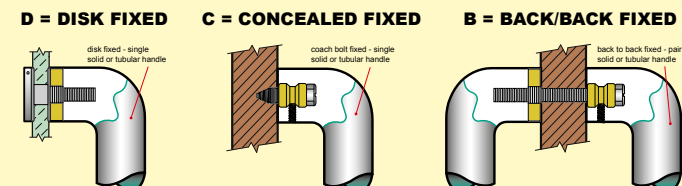
Disk Fixed					
MDZ D8280	1000	25x10	Single	70	1035
MDZ D8280	800	25x10	Single	70	835
MDZ D8280	600	25x10	Single	70	635
MDZ D8280	400	25x10	Single	70	435

Concealed Fixed					
MDZ C8280	1000	25x10	Single	70	1035
MDZ C8280	800	25x10	Single	70	835
MDZ C8280	600	25x10	Single	70	635
MDZ C8280	400	25x10	Single	70	435

NOTE:
Square legs measure 25mm x 25mm
Special sizes available on request



HOW TO SPECIFY
Product No. / Fixing Centres / Rectangular Section / Finish / Fixing (refer diagram below)
eg: B8280 / 1000 / 25x10 / SSS / TM



PLEASE SPECIFY DOOR TYPE
GD - Glass doors
TM - Timber doors
AL - Aluminium doors

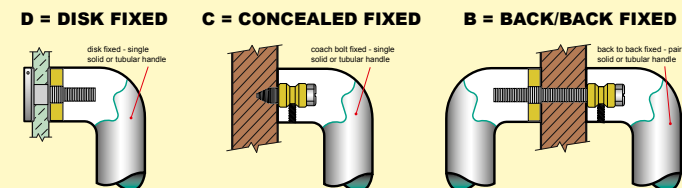
Material 316 Marine Grade Stainless Steel

Product No.	Fixing Centres mm	Rail Section mm	Standoff mm	Unit	Projection mm	Overall Length mm
Back to Back						
MDZ B8330	775	50x10	50x25	Pair	50	800
MDZ B8330	575	50x10	50x25	Pair	50	600
MDZ B8330	375	50x10	50x25	Pair	50	400
Disk Fixed						
MDZ D8330	775	50x10	50x25	Single	50	800
MDZ D8330	575	50x10	50x25	Single	50	600
MDZ D8330	375	50x10	50x25	Single	50	400
Concealed Fixed						
MDZ C8330	775	50x10	50x25	Single	50	800
MDZ C8330	575	50x10	50x25	Single	50	600
MDZ C8330	375	50x10	50x25	Single	50	400

NOTE:
Special sizes available on request



HOW TO SPECIFY
Product No. / Fixing Centres / Rail Section / Finish / Fixing (refer diagram below)
eg: B8330 / 575 / 50x10 / SSS / TM



PLEASE SPECIFY DOOR TYPE
GD - Glass doors
TM - Timber doors
AL - Aluminium doors

Product No.	Diameter mm	Projection mm	Length mm	Fixing Centres mm
MDZ 8340/A	32	80	2400	2240
MDZ 8340/B	32	80	2300	2140
MDZ 8340/C	32	80	2200	2040
MDZ 8340/D	32	80	2100	1940
MDZ 8340/E	32	80	2000	1840
MDZ 8340/F	32	80	1900	1740
MDZ 8340/G	32	80	1800	1640
MDZ 8340/H	32	80	1700	1540
MDZ 8340/I	32	80	1600	1440
MDZ 8340/J	32	80	1500	1340
MDZ 8340/K	32	80	1400	1240
MDZ 8340/L	32	80	1300	1140
MDZ 8340/M	32	80	1200	1040
MDZ 8340/N	32	80	1100	940
MDZ 8340/O	32	80	1000	840
MDZ 8340/P	32	80	900	740
MDZ 8340/Q	32	80	800	640
MDZ 8340/R	32	80	700	540
MDZ 8340/S	32	80	600	440
MDZ 8340/T	32	80	500	340
MDZ 8340/U	32	80	400	240

NOTE:
Special sizes available on request



madinoz MDZ 8340

FINISH AVAILABLE IN **SSS** **PSS**

HOW TO SPECIFY
Fix Code / Product No. / Diameter / Finish / Fixing (refer diagram below)
eg: B / 8340A / 32 / SSS / TM

D = DISK FIXED

disk fixed - single solid or tubular handle

C = CONCEALED FIXED

coach bolt fixed - single solid or tubular handle

B = BACK/BACK FIXED

back to back fixed - pair solid or tubular handle

PLEASE SPECIFY DOOR TYPE
GD - Glass doors
TM - Timber doors
AL - Aluminium doors

Material 316 Marine Grade Stainless Steel

Product No.	Fixing Centres mm	Rail Section mm	Unit	Projection mm	Width mm	Overall Length mm
Back to Back						
MDZ B8350	1500	40x10	Pair	72	95	1519
MDZ B8350	1000	40x10	Pair	72	95	1019
MDZ B8350	800	40x10	Pair	72	95	819
MDZ B8350	600	40x10	Pair	72	95	619
MDZ B8350	400	40x10	Pair	72	95	419
MDZ B8350	200	40x10	Pair	72	95	219

Disk Fixed						
MDZ D8350	1500	40x10	Single	72	95	1519
MDZ D8350	1000	40x10	Single	72	95	1019
MDZ D8350	800	40x10	Single	72	95	819
MDZ D8350	600	40x10	Single	72	95	619
MDZ D8350	400	40x10	Single	72	95	419
MDZ D8350	200	40x10	Single	72	95	219

Concealed Fixed						
MDZ C8350	1500	40x10	Single	72	95	1519
MDZ C8350	1000	40x10	Single	72	95	1019
MDZ C8350	800	40x10	Single	72	95	819
MDZ C8350	600	40x10	Single	72	95	619
MDZ C8350	400	40x10	Single	72	95	419
MDZ C8350	200	40x10	Single	72	95	219



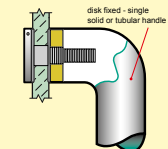
madinoz MDZ 8350

FINISH AVAILABLE IN **SSS** **PSS**

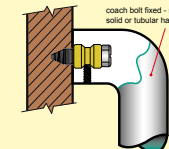
HOW TO SPECIFY

Product No. / Fixing Centres / Finish / Fixing (refer diagram below)
 eg: B8350 / 800 / SSS / TM

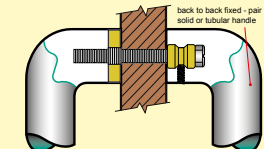
D = DISK FIXED



C = CONCEALED FIXED



B = BACK/BACK FIXED



PLEASE SPECIFY DOOR TYPE

- GD** - Glass doors
- TM** - Timber doors
- AL** - Aluminium doors

Material 316 Marine Grade Stainless Steel

Product No.	Fixing Centres mm	Rail Section mm	Unit	Projection mm	Width mm	Overall Length mm
Back to Back						
MDZ B8360	1500	50x25	Pair	75	100	1550
MDZ B8360	1000	50x25	Pair	75	100	1050
MDZ B8360	800	50x25	Pair	75	100	850
MDZ B8360	600	50x25	Pair	75	100	650
MDZ B8360	400	50x25	Pair	75	100	450

Disk Fixed						
MDZ D8360	1500	50x25	Single	75	100	1550
MDZ D8360	1000	50x25	Single	75	100	1050
MDZ D8360	800	50x25	Single	75	100	850
MDZ D8360	600	50x25	Single	75	100	650
MDZ D8360	400	50x25	Single	75	100	450

Concealed Fixed						
MDZ C8360	1500	50x25	Single	75	100	1550
MDZ C8360	1000	50x25	Single	75	100	1050
MDZ C8360	800	50x25	Single	75	100	850
MDZ C8360	600	50x25	Single	75	100	650
MDZ C8360	400	50x25	Single	75	100	450

NOTE:
Special sizes available on request



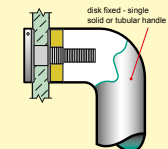
madinoz MDZ 8360

FINISH AVAILABLE IN **SSS** **PSS**

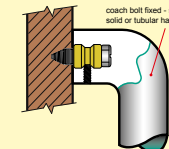
HOW TO SPECIFY

Product No. / Fixing Centres / Rail Section / Finish / Fixing (refer diagram below)
eg: B8360 / 800 / 50x25 / SSS / TM

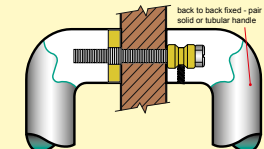
D = DISK FIXED



C = CONCEALED FIXED



B = BACK/BACK FIXED



PLEASE SPECIFY DOOR TYPE

- GD** - Glass doors
- TM** - Timber doors
- AL** - Aluminium doors

Material 316 Marine Grade Stainless Steel

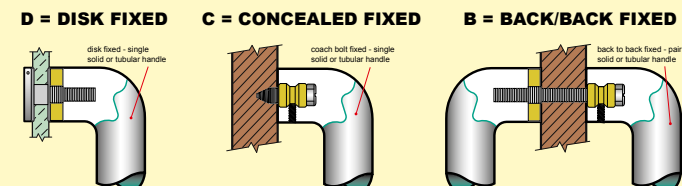
Product No.	Fixing Centres mm	Rail Section mm	Unit	Projection mm	Width mm	Overall Length mm
Back to Back						
MDZ B8370	600	25x25	Pair	65	100	625
Disk Fixed						
MDZ D8370	600	25x25	Single	65	100	625
Concealed Fixed						
MDZ C8370	600	25x25	Single	65	100	625



madinoz MDZ 8370

FINISH AVAILABLE IN **SSS** **PSS**


HOW TO SPECIFY
Product No. / Fixing Centres / Finish / Fixing (refer diagram below)
eg: B8370 / 600 / SSS / TM



PLEASE SPECIFY DOOR TYPE
GD - Glass doors
TM - Timber doors
AL - Aluminium doors

Material 316 Marine Grade Stainless Steel

Product No.	Fixing Centres mm	Rail Section mm	Unit	Projection mm	Overall Length mm
Back to Back					
MDZ B8380	600	25x25	Pair	95	625
Disk Fixed					
MDZ D8380	600	25x25	Single	95	625
Concealed Fixed					
MDZ C8380	600	25x25	Single	95	625



madinoz MDZ 8380

FINISH AVAILABLE IN **SSS** **PSS**

HOW TO SPECIFY
Product No. / Fixing Centres / Finish / Fixing (refer diagram below)
eg: B8380 / 600 / SSS / TM

D = DISK FIXED

disk fixed - single
solid or tubular handle

C = CONCEALED FIXED

coach bolt fixed - single
solid or tubular handle

B = BACK/BACK FIXED

back to back fixed - pair
solid or tubular handle

PLEASE SPECIFY DOOR TYPE
GD - Glass doors
TM - Timber doors
AL - Aluminium doors

Material 316 Marine Grade Stainless Steel

Product No.	Fixing Centres mm	Tube Diameter mm		Unit	Projection mm		Width mm		Overall Length mm	
Back to Back										
MDZ B8390	1500	32	25	Pair	82	75	115	110	1532	1525
MDZ B8390	1000	32	25	Pair	82	75	115	110	1032	1025
MDZ B8390	800	32	25	Pair	82	75	115	110	832	825
MDZ B8390	600	32	25	Pair	82	75	115	110	632	625
MDZ B8390	400	32	25	Pair	82	75	115	110	432	425

Disk Fixed										
MDZ D8390	1500	32	25	Single	82	75	115	110	1532	1525
MDZ D8390	1000	32	25	Single	82	75	115	110	1032	1025
MDZ D8390	800	32	25	Single	82	75	115	110	832	825
MDZ D8390	600	32	25	Single	82	75	115	110	632	625
MDZ D8390	400	32	25	Single	82	75	115	110	432	425

Concealed Fixed										
MDZ C8390	1500	32	25	Single	82	75	115	110	1532	1525
MDZ C8390	1000	32	25	Single	82	75	115	110	1032	1025
MDZ C8390	800	32	25	Single	82	75	115	110	832	825
MDZ C8390	600	32	25	Single	82	75	115	110	632	625
MDZ C8390	400	32	25	Single	82	75	115	110	432	425

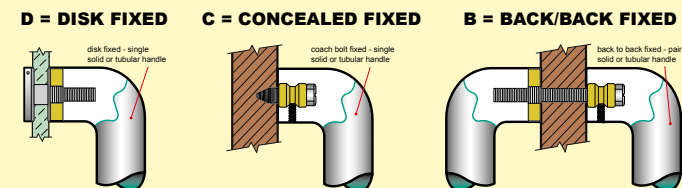
NOTE:
Special sizes available on request



madinoz MDZ 8390

FINISH AVAILABLE IN **SSS** **PSS**

HOW TO SPECIFY
Product No. / Fixing Centres / Tube Diameter / Finish / Fixing (refer diagram below)
eg: B8390 / 800 / 25 / SSS / TM



PLEASE SPECIFY DOOR TYPE
GD - Glass doors
TM - Timber doors
AL - Aluminium doors

Material 316 Marine Grade Stainless Steel

Product No.	Diameter mm		Projection mm		Width mm		Length mm	Fixing Centres mm
MDZ 8400/A	32	25	70	65	100	95	2400	2240
MDZ 8400/B	32	25	70	65	100	95	2300	2140
MDZ 8400/C	32	25	70	65	100	95	2200	2040
MDZ 8400/D	32	25	70	65	100	95	2100	1940
MDZ 8400/E	32	25	70	65	100	95	2000	1840
MDZ 8400/F	32	25	70	65	100	95	1900	1740
MDZ 8400/G	32	25	70	65	100	95	1800	1640
MDZ 8400/H	32	25	70	65	100	95	1700	1540
MDZ 8400/I	32	25	70	65	100	95	1600	1440
MDZ 8400/J	32	25	70	65	100	95	1500	1340
MDZ 8400/K	32	25	70	65	100	95	1400	1240
MDZ 8400/L	32	25	70	65	100	95	1300	1140
MDZ 8400/M	32	25	70	65	100	95	1200	1040
MDZ 8400/N	32	25	70	65	100	95	1100	940
MDZ 8400/O	32	25	70	65	100	95	1000	840
MDZ 8400/P	32	25	70	65	100	95	900	740
MDZ 8400/Q	32	25	70	65	100	95	800	640
MDZ 8400/R	32	25	70	65	100	95	700	540
MDZ 8400/S	32	25	70	65	100	95	600	440
MDZ 8400/T	32	25	70	65	100	95	500	340
MDZ 8400/U	32	25	70	65	100	95	400	240

NOTE:
Special sizes available on request



madinoz MDZ 8400

FINISH AVAILABLE IN **SSS** **PSS**

HOW TO SPECIFY
Product No. / Diameter / Finish / Fixing (refer diagram below)
eg: 8400A / 32 / SSS / D Fix GD

D = DISK FIXED

disk fixed - single solid or tubular handle

C = CONCEALED FIXED

conceal bolt fixed - single solid or tubular handle

B = BACK/BACK FIXED

back to back fixed - pair solid or tubular handle

PLEASE SPECIFY DOOR TYPE
GD - Glass doors
TM - Timber doors
AL - Aluminium doors

Material 316 Marine Grade Stainless Steel

Product No.	Fixing Centres mm	Rail Section mm	Standoff mm	Unit	Projection mm	Overall Length mm
Back to Back						
MDZ B8410	1500	40x10	50x25	Pair	55	1660
MDZ B8410	1000	40x10	50x25	Pair	55	1160
MDZ B8410	800	40x10	50x25	Pair	55	960
MDZ B8410	600	40x10	50x25	Pair	55	760
MDZ B8410	400	40x10	50x25	Pair	55	560

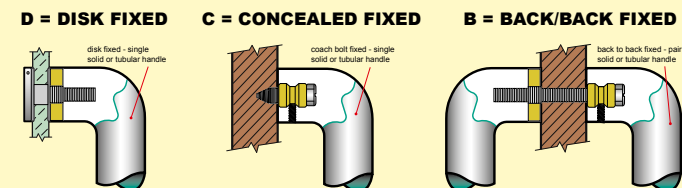
Disk Fixed						
MDZ D8410	1500	40x10	50x25	Single	55	1660
MDZ D8410	1000	40x10	50x25	Single	55	1160
MDZ D8410	800	40x10	50x25	Single	55	960
MDZ D8410	600	40x10	50x25	Single	55	760
MDZ D8410	400	40x10	50x25	Single	55	560

Concealed Fixed						
MDZ C8410	1500	40x10	50x25	Single	55	1660
MDZ C8410	1000	40x10	50x25	Single	55	1160
MDZ C8410	800	40x10	50x25	Single	55	960
MDZ C8410	600	40x10	50x25	Single	55	760
MDZ C8410	400	40x10	50x25	Single	55	560

NOTE:
Special sizes available on request



HOW TO SPECIFY
Product No. / Fixing Centres / Finish / Fixing (refer diagram below)
eg: B8410 / 800 / SSS / TM



PLEASE SPECIFY DOOR TYPE
GD - Glass doors
TM - Timber doors
AL - Aluminium doors

Material 316 Marine Grade Stainless Steel

Product No.	Fixing Centres mm	Rail Section mm	Unit	Projection mm	Overall Length mm
Back to Back					
MDZ B8420	1500	40x10	Pair	65	1660
MDZ B8420	1000	40x10	Pair	65	1160
MDZ B8420	800	40x10	Pair	65	960
MDZ B8420	600	40x10	Pair	65	760
MDZ B8420	400	40x10	Pair	65	560

Disk Fixed					
MDZ D8420	1500	40x10	Single	65	1660
MDZ D8420	1000	40x10	Single	65	1160
MDZ D8420	800	40x10	Single	65	960
MDZ D8420	600	40x10	Single	65	760
MDZ D8420	400	40x10	Single	65	560

Concealed Fixed					
MDZ C8420	1500	40x10	Single	65	1660
MDZ C8420	1000	40x10	Single	65	1160
MDZ C8420	800	40x10	Single	65	960
MDZ C8420	600	40x10	Single	65	760
MDZ C8420	400	40x10	Single	65	560

NOTE:
Special sizes available on request



madinoz MDZ 8420

FINISH AVAILABLE IN **SSS** **PSS**

HOW TO SPECIFY
Product No. / Fixing Centres / Finish / Fixing (refer diagram below)
eg: B8420 / 800 / SSS / TM

D = DISK FIXED

disk fixed - single
solid or tubular handle

C = CONCEALED FIXED

coach bolt fixed - single
solid or tubular handle

B = BACK/BACK FIXED

back to back fixed - pair
solid or tubular handle

PLEASE SPECIFY DOOR TYPE
GD - Glass doors
TM - Timber doors
AL - Aluminium doors

Material 316 Marine Grade Stainless Steel

Product No.	Fixing Centres mm	Rail Section mm	Unit	Projection mm	Overall Length mm
Back to Back					
MDZ B8430	1500	25x12	Pair	70	1660
MDZ B8430	1000	25x12	Pair	70	1160
MDZ B8430	800	25x12	Pair	70	960
MDZ B8430	600	25x12	Pair	70	760
MDZ B8430	400	25x12	Pair	70	560

Disk Fixed					
MDZ D8430	1500	25x12	Single	70	1660
MDZ D8430	1000	25x12	Single	70	1160
MDZ D8430	800	25x12	Single	70	960
MDZ D8430	600	25x12	Single	70	760
MDZ D8430	400	25x12	Single	70	560

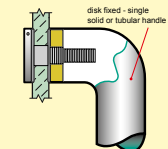
Concealed Fixed					
MDZ C8430	1500	25x12	Single	70	1660
MDZ C8430	1000	25x12	Single	70	1160
MDZ C8430	800	25x12	Single	70	960
MDZ C8430	600	25x12	Single	70	760
MDZ C8430	400	25x12	Single	70	560

NOTE:
Special sizes available on request

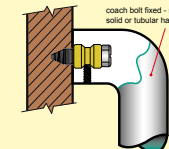


HOW TO SPECIFY
Product No. / Fixing Centres / Finish / Fixing (refer diagram below)
eg: B8430 / 800 / SSS / TM

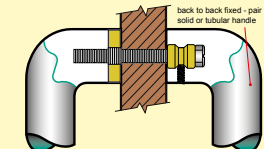
D = DISK FIXED



C = CONCEALED FIXED



B = BACK/BACK FIXED



PLEASE SPECIFY DOOR TYPE

- GD** - Glass doors
- TM** - Timber doors
- AL** - Aluminium doors

**Material 316 Marine Grade Stainless Steel
Insert Australian Tallowwood**

Product No.	Fixing Centres mm	Rail Section mm	Unit	Projection mm	Overall Length mm
Back to Back					
MDZ B8440	1500	50x25	Pair	75	1525
MDZ B8440	1000	50x25	Pair	75	1025
MDZ B8440	800	50x25	Pair	75	825
MDZ B8440	600	50x25	Pair	75	625
MDZ B8440	400	50x25	Pair	75	425

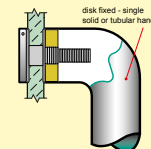
Disk Fixed					
MDZ D8440	1500	50x25	Single	75	1525
MDZ D8440	1000	50x25	Single	75	1025
MDZ D8440	800	50x25	Single	75	825
MDZ D8440	600	50x25	Single	75	625
MDZ D8440	400	50x25	Single	75	425

Concealed Fixed					
MDZ C8440	1500	50x25	Single	75	1525
MDZ C8440	1000	50x25	Single	75	1025
MDZ C8440	800	50x25	Single	75	825
MDZ C8440	600	50x25	Single	75	625
MDZ C8440	400	50x25	Single	75	425

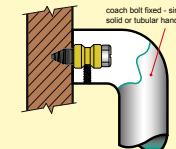


HOW TO SPECIFY
Product No. / Fixing Centres / Finish / Fixing (refer diagram below)
eg: B8440 / 800 / SSS / TM

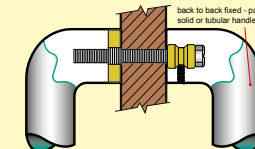
D = DISK FIXED



C = CONCEALED FIXED



B = BACK/BACK FIXED



PLEASE SPECIFY DOOR TYPE

- GD** - Glass doors
- TM** - Timber doors
- AL** - Aluminium doors

**Material 316 Marine Grade Stainless Steel
Insert Australian Tallowwood**

Product No.	Fixing Centres mm	Rail Section mm	Unit	Projection mm	Overall Length mm
Back to Back					
MDZ B8445	1500	50x25	Pair	75	1525
MDZ B8445	1000	50x25	Pair	75	1025
MDZ B8445	800	50x25	Pair	75	825
MDZ B8445	600	50x25	Pair	75	625
MDZ B8445	400	50x25	Pair	75	425

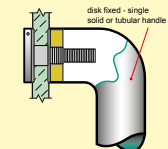
Disk Fixed					
MDZ D8445	1500	50x25	Single	75	1525
MDZ D8445	1000	50x25	Single	75	1025
MDZ D8445	800	50x25	Single	75	825
MDZ D8445	600	50x25	Single	75	625
MDZ D8445	400	50x25	Single	75	425

Concealed Fixed					
MDZ C8445	1500	50x25	Single	75	1525
MDZ C8445	1000	50x25	Single	75	1025
MDZ C8445	800	50x25	Single	75	825
MDZ C8445	600	50x25	Single	75	625
MDZ C8445	400	50x25	Single	75	425

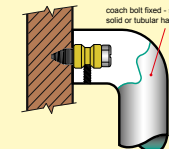


HOW TO SPECIFY
Product No. / Fixing Centres / Finish / Fixing (refer diagram below)
eg: B8445 / 800 / SSS / TM

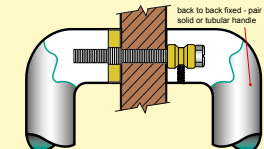
D = DISK FIXED



C = CONCEALED FIXED



B = BACK/BACK FIXED



PLEASE SPECIFY DOOR TYPE

- GD** - Glass doors
- TM** - Timber doors
- AL** - Aluminium doors

**Material 316 Marine Grade Stainless Steel
Insert Australian Tallowwood**

Product No.	Fixing Centres mm	Rail Section mm	Standoff mm	Unit	Projection mm	Overall Length mm
Back to Back						
MDZ B8450	1340	32x32	25x25	Pair	70	1500
MDZ B8450	840	32x32	25x25	Pair	70	1000
MDZ B8450	640	32x32	25x25	Pair	70	800
MDZ B8450	440	32x32	25x25	Pair	70	600
MDZ B8450	240	32x32	25x25	Pair	70	400
Disk Fixed						
MDZ D8450	1340	32x32	25x25	Single	70	1500
MDZ D8450	840	32x32	25x25	Single	70	1000
MDZ D8450	640	32x32	25x25	Single	70	800
MDZ D8450	440	32x32	25x25	Single	70	600
MDZ D8450	240	32x32	25x25	Single	70	400
Concealed Fixed						
MDZ C8450	1340	32x32	25x25	Single	70	1500
MDZ C8450	840	32x32	25x25	Single	70	1000
MDZ C8450	640	32x32	25x25	Single	70	800
MDZ C8450	440	32x32	25x25	Single	70	600
MDZ C8450	240	32x32	25x25	Single	70	400



madinoz MDZ 8450

FINISH AVAILABLE IN **SSS** **PSS**

HOW TO SPECIFY
Product No. / Fixing Centres / Finish / Fixing (refer diagram below)
eg: B8450 / 840 / SSS / TM

D = DISK FIXED

disk fixed - single
solid or tubular handle

C = CONCEALED FIXED

coach bolt fixed - single
solid or tubular handle

B = BACK/BACK FIXED

back to back fixed - pair
solid or tubular handle

PLEASE SPECIFY DOOR TYPE
GD - Glass doors
TM - Timber doors
AL - Aluminium doors

**Material 316 Marine Grade Stainless Steel
Insert Australian Tallowwood**

Product No.	Fixing Centres mm	Rail Section mm	Standoff mm	Unit	Projection mm	Overall Length mm
Back to Back						
MDZ B8455	1340	32x32	25x25	Pair	70	1500
MDZ B8455	840	32x32	25x25	Pair	70	1000
MDZ B8455	640	32x32	25x25	Pair	70	800
MDZ B8455	440	32x32	25x25	Pair	70	600
MDZ B8455	240	32x32	25x25	Pair	70	400
Disk Fixed						
MDZ D8455	1340	32x32	25x25	Single	70	1500
MDZ D8455	840	32x32	25x25	Single	70	1000
MDZ D8455	640	32x32	25x25	Single	70	800
MDZ D8455	440	32x32	25x25	Single	70	600
MDZ D8455	240	32x32	25x25	Single	70	400
Concealed Fixed						
MDZ C8455	1340	32x32	25x25	Single	70	1500
MDZ C8455	840	32x32	25x25	Single	70	1000
MDZ C8455	640	32x32	25x25	Single	70	800
MDZ C8455	440	32x32	25x25	Single	70	600
MDZ C8455	240	32x32	25x25	Single	70	400



madinoz MDZ 8455

FINISH AVAILABLE IN **SSS** **PSS**

HOW TO SPECIFY
Product No. / Fixing Centres / Finish / Fixing (refer diagram below)
eg: B8455 / 840 / SSS / TM

D = DISK FIXED

disk fixed - single solid or tubular handle

C = CONCEALED FIXED

conceal bolt fixed - single solid or tubular handle

B = BACK/BACK FIXED

back to back fixed - pair solid or tubular handle

PLEASE SPECIFY DOOR TYPE
GD - Glass doors
TM - Timber doors
AL - Aluminium doors

**Material 316 Marine Grade Stainless Steel
Insert Australian Tallowwood**

Product No.	Fixing Centres mm	Rail Section mm	Unit	Projection mm	Overall Length mm
Back to Back					
MDZ B8460	1000	40x10	Pair	65	1160
MDZ B8460	800	40x10	Pair	65	960
MDZ B8460	600	40x10	Pair	65	760
MDZ B8460	400	40x10	Pair	65	560

Disk Fixed					
MDZ D8460	1500	40x10	Single	65	1660
MDZ D8460	1000	40x10	Single	65	1160
MDZ D8460	800	40x10	Single	65	960
MDZ D8460	600	40x10	Single	65	760
MDZ D8460	400	40x10	Single	65	560

Concealed Fixed					
MDZ C8460	1500	40x10	Single	65	1660
MDZ C8460	800	40x10	Single	65	960
MDZ C8460	600	40x10	Single	65	760
MDZ C8460	400	40x10	Single	65	560



madinoz MDZ 8460

FINISH AVAILABLE IN **SSS** **PSS**

HOW TO SPECIFY
Product No. / Fixing Centres / Finish / Fixing (refer diagram below)
eg: B8460 / 800 / SSS / TM

D = DISK FIXED

disk fixed - single solid or tubular handle

C = CONCEALED FIXED

coach bolt fixed - single solid or tubular handle

B = BACK/BACK FIXED

back to back fixed - pair solid or tubular handle

PLEASE SPECIFY DOOR TYPE
GD - Glass doors
TM - Timber doors
AL - Aluminium doors

**Material 316 Marine Grade Stainless Steel
Insert Australian Tallowwood**

Product No.	Fixing Centres mm	Rail Section mm	Unit	Projection mm	Overall Length mm
Back to Back					
MDZ B8465	1000	40x10	Pair	65	1160
MDZ B8465	800	40x10	Pair	65	960
MDZ B8465	600	40x10	Pair	65	760
MDZ B8465	400	40x10	Pair	65	560

Disk Fixed					
MDZ D8465	1500	40x10	Single	65	1660
MDZ D8465	1000	40x10	Single	65	1160
MDZ D8465	800	40x10	Single	65	960
MDZ D8465	600	40x10	Single	65	760
MDZ D8465	400	40x10	Single	65	560

Concealed Fixed					
MDZ C8465	1500	40x10	Single	65	1660
MDZ C8465	1000	40x10	Single	65	1160
MDZ C8465	800	40x10	Single	65	960
MDZ C8465	600	40x10	Single	65	760
MDZ C8465	400	40x10	Single	65	560



madinoz MDZ 8465

FINISH AVAILABLE IN **SSS** **PSS**

HOW TO SPECIFY
Product No. / Fixing Centres / Finish / Fixing (refer diagram below)
eg: B8465 / 800 / SSS / TM

D = DISK FIXED

disk fixed - single
solid or tubular handle

C = CONCEALED FIXED

coach bolt fixed - single
solid or tubular handle

B = BACK/BACK FIXED

back to back fixed - pair
solid or tubular handle

PLEASE SPECIFY DOOR TYPE
GD - Glass doors
TM - Timber doors
AL - Aluminium doors