



Visit www.breezway.com.au for more information.

Australia

Breezway Head Office
35 Cambridge Street
Coorparoo QLD 4151
ABN 24 081 897 823
Telephone: +61 7 3847 0500
1800 777 758 (from within Australia)
Facsimile: +61 7 3397 8643
Email: sales@breezway.com.au

Darwin Service Centre

Building 4, 31 Albatross Street
Winnellie NT 0821
Telephone: 08 8947 3570
Facsimile: 08 8947 3571

Perth Service Centre

1/18 Colin Jamieson Drive
Welshpool WA 6106
Telephone: 08 9458 4884
Facsimile: 08 9458 8872

Townsville Service Centre

5/45 Keane Street
Currajong QLD 4812
Telephone: 07 4775 6777
Facsimile: 07 4775 4677

Malaysia

Breezway (Malaysia) Sdn Bhd.
No 33 Jan 5, 5½ Miles
Klang Central Industrial Park
42100 Klang
Reg# 601783-T
Telephone: 03 3291 4885
Facsimile: 03 3291 9887
Email: malaysiasales@breezway.com

USA

Hawaii Service Centre
99-1451 Koaha Place, Suite 1
AIEA, Hawaii 96701
Telephone: 808 484 5999
Facsimile: 808 484 5959
Email: hawaiisales@breezway.com



Your Breezway Louvre Window Preferred Dealer:





They don't make louvres like they used to

Louvre windows have changed significantly since we began manufacturing them in the late 1940's, but they are still a practical and stylish window choice.

Key features of modern Altair™ Louvre Windows:

- Cyclone rated for wind and water to ensure maximum performance.
- Tight sealing due to the patented 'living hinge' and drainage channel design.
- Energy rated to suit various climates.
- Improved security available with optional integrated keylock, security bar systems or easily fitted security or insect screens.
- Manufactured exclusively from non-corrosive materials.
- Award winning Altair Powerlouvre™ Window with concealed motors.
- Each window is made to order, allowing the widest choice of customising options.

Altair™ Louvre Windows by Breezway

We think that Breezway Louvre Windows are the best type of window available. They're stylish, versatile, energy efficient and totally customisable. We hope that by the time you've finished reading through this brochure, you'll agree with us.

Through this brochure you'll find:

- Ideas on how Altair™ Louvre Windows can enhance your home,
- Information on the energy efficiency of Altair™ Louvre Windows and
- Guidance through the various customising options available.

We are available to answer your questions, chat through your needs or suggest a local Breezway Preferred Dealer. So visit our website www.breezway.com.au today to locate your closest Breezway Office and our louvre experts will be more than happy to help.

breezway
light · air · space





Free air in every room of your home

Maximum Ventilation

Fully open, louvre blades are close to horizontal. This means they provide very little resistance to the air entering through the window opening. In effect, you get twice as much ventilation as you would through a same sized sliding window or double hung window.

The benefits of Altair™ Louvre Windows over other window types don't end with ventilation. When open, they don't get in the way of passing traffic. They can be left open in gentle rain. And the inside and the outside surfaces can be cleaned from inside the building (handy in multi-storey buildings.)

Houses heat up. Sun on the roof and before long you've got a hot box. A hot box that's often much hotter inside than the air outside.

To counter this you can install electric air conditioning.

Alternatively, you can keep your home comfortably cool, almost every day of the year, simply by opening it up.


Altair™ Louvre Windows by Breezway let you do this with stylish design and elegant simplicity. More than any other window option they allow you to fully embrace the cool change. To invite in the refreshing breezes during or after a rain shower.

Essentially, Altair™ Louvre Windows help you to create a living space that works with nature rather than against it.

A light and airy place where, through louvres wide open, you can hear the lovely morning birds and smell the frangipani.



This is what we mean by free air. And you can have it in every room of your home.

Tip: Use timber or aluminium blades in summer to block out the hot sun, then change them to glass blades in winter to let the sun's warmth into your home.



breezway
light · air · space

Let's look at the bedroom



Internal Louvres

To really effectively cool a room, you need to let cool, fresh air in and also let warm, stale air out. This can be tricky if a room has only a single outside wall.

Altair™ Louvre Windows can be an ideal solution. They offer maximum ventilation for their size. And they are flexible enough to fit any space available, be it tall or short, narrow or wide.

Timber, aluminium or frosted glass blades give privacy and the tight sealing of Altair™ Louvres means that conversations can remain private.

Now the blank wall above bedroom doors, in the corner of the room, or down low behind a desk can be transformed into a clever cooling breeze-way.

What every bedroom needs is a breath of fresh air. And the best way to get lots of fresh air inside is with Altair™ Louvre Windows.

Fully open, the louvre blades are close to horizontal.

Concerned about wind and rain? The patented 'living hinge' design of Altair™ Louvre Windows ensures that, when fully closed, they seal more completely than any other louvre window on the market.

In fact, our louvres seal 60% tighter than the standard required for residential windows.

Importantly, Altair™ Louvre Windows by Breezway are available with a key lock mechanism or a security bar system and security screens can easily be fitted, so you and your family can sleep tight at night.

Tip: For those with limited space for a window (eg. in a small bedroom) Altair™ Louvre Windows provide good ventilation through a much smaller window opening.



breezway
light · air · space



Did you know

Generating the electricity to run a single average living room sized airconditioner can cause the release of around 5 tons of greenhouse gasses per year.

Lounging about

Altair™ Louvre Windows in the lounge room ought to be compulsory.

Okay, we're a little biased about that. But think about it. Is there a better, cheaper or more stylish way to have complete control of the air flowing through your living area?

We think not. And most leading architects and designers agree.




Worried about mosquitoes or other flying insects? Insect screens are available.

Choosey about colours? Breezway gives you more matching frame, handle and clip options than anyone else.

Nosey neighbours? The choice of timber and aluminium blades means you can have your fresh air and your privacy, too.

Have a good look at the enormous bank of louvres in the main photo and tell me you wouldn't want a living area like that in your home.

breezway
light · air · space





Walkways and what not

Did you know that the air within homes can be more polluted than the outdoor air?

Vapours, pet odours, the wicked waft of kids' sneakers, cooking smells and a whole bunch of other airborne particles combine to make a virtual indoor smog.

Altair™ Louvre Windows in stairways, in walk-in-robos, adjacent to landings, at corridor ends, in toilets, in garages and up high in lofted areas are a sensible and stylish way to vent and replenish the air you breathe.

Breezway Altair Powerlouvre™ Windows are perfect for use up high as they can be opened or closed with a simple flick of a switch, a remote control, or wired into home automation systems.

Tip: Altair™ Louvre Windows in timber are great for patio enclosures or privacy screens. Use a wall of Altair™ Louvre Windows as a feature divider.

breezway
light · air · space



Choice of glazing to suit your environment

Altair™ Louvre Windows have a wide variety of glazing options to suit various climatic conditions.

In warm climates a primary consideration is to reduce the amount of hot sunlight that enters the home through the windows. Toned glass and timber blades are great options.

In cooler climates low e coatings are beneficial as they increase the insulating properties of glass yet still allow free heating from the sun on cold days.





Did you know

Many houses in New Zealand and the USA are experiencing problems with mould and mildew due, in part, to insufficient ventilation.

Steam free

Steam is good for locomotives, but not so good in your bathroom. Install exhaust fans if you wish, but really, the best option is to include louvres in all your wet areas to let in fresh air and light.


Clever architects and designers are now putting Altair™ Louvre Windows (with timber or aluminium blades for privacy) behind towel rails to fast forward the drying process.

We make little louvres for installation near vanity mirrors to stop them fogging up.

Our louvres in laundries also make sense, if only because they help stop the mould growing.

By the way, when it's blowing a gale outside, it's good to know that Altair™ Louvre Windows are the most wind and rain resistant product of its kind anywhere in the world.

This is due to our patented 'living hinge' mechanism which ensures an extremely firm fit between the louvre clips and channels to resist water and air leakage.





If you can't stand the heat get some louvres in the kitchen

Modern glass technology

Warm sunlight flooding through a window is great when it's cold. You don't need to turn on any heaters to warm things up. But normal windows allow most of this heat to leak right back out of the building.

Modern technology to the rescue! Altair™ Louvre Windows are available with clear glass blades with a microscopically thin layer of metallic oxide. Thin enough to be invisible to the naked eye, but thick enough to improve the insulating properties of the glass.


The result is that sunlight streams into your home, but your Altair™ Louvre Window's insulation becomes comparable to that of a double glazed window. All without compromising your views – clever scientists!

Beetroot may taste nice but it smells pretty ordinary when it's cooking. Ditto cabbage, cauliflower and fish.

It goes without saying that a set or two of Altair™ Louvre Windows are a wise inclusion in every kitchen. They'll get rid of the smells and help dissipate the heat of your next hot pot.

By the way, the stylish handles on our louvres can be positioned to the left, to the right, up high, or down low. This makes louvres easy to open in hard to reach places.

As you know, hot air rises. So if you have a lofted ceiling in your kitchen, you might consider setting some Powerlouvre™ Windows up high to help keep the air sweet.



breezway
light · air · space

The Altair Powerlouvre™ Window

Personal jet packs, holidays on the moon, windows that automatically open to cool your home, then close up in conjunction with other household equipment when you leave the house. The first two are still a way in the future, but Altair Powerlouvre™ Windows are available now!

Designed to reach heights of up to 2.7 metres and 4 metres wide, the Altair Powerlouvre™ can be opened and closed with a simple wall switch or the new remote control system by Breezway. Powerlouvre™ Windows can even be wired into smart automation systems to respond to temperature, rain, humidity or simply whether you are home or not.

Live somewhere really cold, or super-hot? No need to worry, they've been tested to perform in temperatures from 0C right up to 60C and can even handle 90% humidity at 35C.

Best of all, the motors are concealed within the framing system, so there are no ugly external motors, bars or connecting rods.

powerlouvre™
by breezway



breezway™
light · air · space

An award winner

'My favourite this year was the Powerlouvre System, a very clever and clean looking concept'

Clive Solari, NSW president of the Design Institute of Australia, when announcing the Altair Powerlouvre™ Window System as the winner of an Australian Window Association Design Award.



Customise your Altair™ Window

This section will help you choose the right combination of Altair™ Louvre Windows by Breezway for any residential or commercial application. Just follow these 6 simple steps.

Step 1 Select your choice of frame

Step 2 Select your louvre blade

Step 3 Select a control method

Step 4 Select clip and handle colours

Step 5 Choose additional options


Step 6 Contact your Breezway Preferred Dealer

Visit www.breezway.com.au for your nearest location.

Step 1: Select your choice of frame

When selecting your frame think about the look of your home from the inside and the outside. You should also consider the design and colour of your home when selecting frames.

There are a wide selection of frame colours to choose from, with options to suit varied applications. Ask your Breezway Louvre Preferred Dealer to show you the choices available.



Aluminium

Aluminium frames are timeless in their appearance and require virtually no maintenance. Frames can be powder coated in any colour you like or simply anodised.



Timber

Timber frames create a warm feeling when used throughout your home. Timber conducts very little heat, making it an energy efficient option. Breezway Louvre Windows can be installed in all of the timber varieties commonly used to build window frames.



uPVC

As with timber, uPVC is an energy efficient option for framing Altair™ Louvre Windows. uPVC requires almost no upkeep.

Step 2: Select your louvre blade

With Altair™ Louvre Windows you can choose blades that suit your surroundings. For a plantation or contemporary beach house look try timber blades. Glass blades let the outside in and aluminium blades add a sharp modernity to your home, are easy to maintain, and come in many colours. Just take your pick!

Inside or outside?

Altair™ Louvre Windows can be used internally to create room dividers and improve airflow. Coordinating timber blades with timber frames is a particularly attractive look for indoor use. On balconies and patios our louvres can be used to create privacy. If you have a view or a breeze to catch consider making a whole feature wall with Altair™ Louvre Windows.

Thick or thin?

Altair™ Louvre Windows are available with two standard blade heights: 102mm (4") and 152mm (6").

Mix & Match

Breezway gives you the option of interchangeable blades. For example, in bedrooms and bathrooms, consider having timber blades in the bottom half of the bay with clear glass blades in the top half.

Hot or Cold Climate?

Your choice of blades can significantly improve the energy efficiency of your windows. Tinted glass blades or solid timber blades help to reduce solar heat gain which is beneficial in hot climates. In cold and mixed climates clear low e glass blades allow warming sunlight and improve the insulating properties of the glass.



Timber

Timber blades let the breeze in and create a privacy screen at the same time. All timbers can be stained to blend in with your home.



Aluminium

Aluminium blades are virtually maintenance free, can't rust and never need painting. Architects and designers love using them to create a very stylish visual screen. Our aluminium blades are offered in an endless variety of powder coated colour finishes.




Glass

Obscure, etched, grey, green, bronze, toughened for extra strength and safety, with a clear low e coating for enhanced energy efficiency, or good old sparkling clear glass! As long as it's 6mm thick, almost every type of glass can be incorporated in an Altair™ Louvre Window.



High performance aluminium finishes

For harsh coastal or industrial environments, aluminium blades with high performance, extended warranty finishes are recommended. Choose between solid colours, clear anodised finishes and finishes that give the look of timber, without the high maintenance levels.



Step 3: Select a control method

Whether you prefer pulling a handle or flicking a switch, Breezway has a louvre window perfect for you. Select from our range of handles or choose the Powerlouvre™ Window which is controlled by concealed motors and is compatible with home automation systems.



No handles

The award-winning automated Altair Powerlouvre™ Window is controlled by motors concealed within the head of the frame.



Standard handle

Designed to fit the contours of the human hand for easy use.



Ring pull handle

Ring pull handles (A13) are offered for up-high and out-of-reach louvre placement.



Low profile handle

Breezway's low profile handle is designed for bi-fold and some sliding doors. The unique shape and styling provides a slim line and functional fit that won't snag curtains or get in the way of blinds.



Handle locking bar

Opening and closing is now even easier, with improved performance and ergonomics. Recommended for use in schools and retirement homes.

Cool air within easy reach

Breezway gives you the design flexibility to have your handles where you want them. Each handle can operate a maximum of 9 blades and can be positioned on the left or on the right, up high or down low. Alternatively, you can choose the Powerlouvre™ Window with no handles.


The Altair Powerlouvre™ Window

Powerlouvre™

Windows that are 2-9 blades high are wired such that the entire window opens and closes simultaneously. Powerlouvre™ Windows that extend 10-18 blades high

are wired such that all blades in the top halves of all the bays form a bank and operate simultaneously and all the blades in the lower halves of all the bays form a second bank and operate simultaneously. However, various switching and wiring configurations allow multiple windows to be controlled simultaneously or independently depending on individual preferences.


For convenient and versatile operation, remote control capabilities are available for the Powerlouvre™ Window. The window can be opened and closed with a single click of a button or stopped in any intermediate position depending on the amount of airflow required by the user.



The Standard Breezway Remote Control can operate a single window or multiple windows simultaneously. The Breezway Advanced Remote Control can control up to six groups of Powerlouvre™ Windows, where each grouping can consist of a single window or multiple windows. All windows within a group are operated simultaneously, however each group of windows can be controlled independently of the other groups of windows depending on personal needs.

Step 4: Select clip and handle colours*

Breezway Altair™ Louvre Window handles and clips are available in 25 standard colours matched to the most popular powder coated or anodised aluminium colours. This gives you the ability to colour match and provide consistency to the overall look and design.




* The colours and textures represented in this leaflet may vary under different light conditions and are indicative only.

Step 5: Choose additional options



Key lock if you like

One key can be used on all your Altair™ Louvre Windows. Black, white and silver grey coloured key locks are available.



Security Bars

Security bars are available to fit 152mm (6") blade heights making your home even more secure.



Now screening

Insect and security mesh screens can be fitted to the outside of Breezway Easyscreen™ Surround Frames or other compatible systems. Inside screen handles are available for some frames.

Step 6: Contact your Breezway Preferred Dealer



Our AWA membership is your guarantee of performance

Visit our website www.breezway.com.au and locate the 'Where To Buy' tool to find your nearest Breezway Louvre Window Preferred Dealer. Alternatively, you can call your local Breezway Office and speak to a qualified Louvre Window expert to help with your needs.

Breezway Altair™ Louvre Window Standard Heights

No. of Blades	Slimline Surround Frame heights		Easyscreen™ Surround Frame heights (Insect screens can be fitted to the outside of this size frame) For Powerlouvre™ Std heights <input type="checkbox"/>		Galleries/Strip Hardware only including Weatherstrip*			
	Height 152mm	Height 102mm	Height 152mm	Height 102mm	Height 152mm	Height 6"	Height 102mm	Height 4"
2	345mm	-	371mm	-	330mm	13"	-	-
3	485mm	335mm	511mm	361mm	470mm	18-1/2"	320mm	12-5/8"
4	625mm	425mm	651mm	451mm	610mm	24"	410mm	16-1/8"
5	765mm	515mm	791mm	541mm	750mm	29-1/2"	500mm	19-11/16"
6	905mm	605mm	931mm	631mm	890mm	35-1/16"	590mm	23-1/4"
7	1045mm	695mm	1071mm	721mm	1030mm	40-9/16"	680mm	26-3/4"
8	1185mm	785mm	1211mm	811mm	1170mm	46-1/16"	770mm	30-5/16"
9	1325mm	875mm	1351mm	901mm	1310mm	51-9/16"	860mm	33-7/8"
10	1465mm	965mm	1491mm	991mm	1450mm	57-1/16"	950mm	37-3/8"
11	1605mm	1055mm	1631mm	1081mm	1590mm	62-5/8"	1040mm	40-15/16"
12	1745mm	1145mm	1771mm	1171mm	1730mm	68-1/8"	1130mm	44-1/2"
13	1885mm	1235mm	1911mm	1261mm	1870mm	73-5/8"	1220mm	48-1/16"
14	2025mm	1325mm	2051mm	1351mm	2010mm	79-1/8"	1310mm	51-9/16"
15	2165mm	1415mm	2191mm	1441mm	2150mm	84-5/8"	1400mm	55-1/8"
16	2305mm	1505mm	2331mm	1531mm	2290mm	90-3/16"	1490mm	58-11/16"
17	2445mm	1595mm	2471mm	1621mm	2430mm	95-11/16"	1580mm	62-3/16"
18	2585mm	1685mm	2611mm	1711mm	2570mm	101-3/16"	1670mm	65-3/4"
19	2725mm	1775mm	2751mm	1801mm	2710mm	106-11/16"	1760mm	69-5/16"
20	2865mm	1865mm	2891mm	1891mm	2850mm	112-3/16"	1850mm	72-13/16"
21	3005mm	1955mm	3031mm	1981mm	2990mm	117-11/16"	1940mm	76-3/8"
22	-	2045mm	-	2071mm	-	-	2030mm	79-15/16"
23	-	2135mm	-	2161mm	-	-	2120mm	83-7/16"
24	-	2225mm	-	2251mm	-	-	2210mm	87"
25	-	2315mm	-	2341mm	-	-	2300mm	90-9/16"
26	-	2405mm	-	2431mm	-	-	2390mm	94-1/8"
27	-	2495mm	-	2521mm	-	-	2480mm	97-5/8"
28	-	2585mm	-	2611mm	-	-	2570mm	101-3/16"
29	-	2675mm	-	2701mm	-	-	2660mm	104-3/4"
30	-	2765mm	-	2791mm	-	-	2750mm	108-1/4"
31	-	2855mm	-	2881mm	-	-	2840mm	111-13/16"
32	-	2945mm	-	2971mm	-	-	2930mm	115-3/8"
33	-	3035mm	-	3061mm	-	-	3020mm	118-7/8"

- This chart indicates standard window heights corresponding to the number of full blades used in standard Breezway Louvre Window frames. For window heights differing from our standard dimensions, a fixed blade can be added to accommodate the difference.
- Galleries/Strip Hardware can be fitted to a number of different window fabricator's frames, please contact your fabricator for their standard window heights.
- For gallery height only, subtract 10mm from these standard heights.

