

# THE LOUVRE®

CONTEMPORARY. DYNAMIC. PLAYFUL.

LIMITED LIFETIME MOTOR WARRANTY

Look for these available options:



- Available in black, matte white, pewter, rust and satin nickel
- 220v motors available in all finishes listed above
- Motor housing rotates with the blades
- Blade sets sold separately
- Blade sets sold separately
- FDK2100 motor with limited lifetime warranty
- Ceiling slope to 30°
- 20° blade pitch
- 80" lead wires
- 6" downrod included, longer length downrods available
- Three forward and three reverse speeds
- Optional controls sold separately

THE LOUVRE®



- FP1320RS** (1) rust finish fan assembly
- ◀ damp location approved
- ISW7D** (1) oar shaped hand woven wicker blades



- FP1320BL** (1) black finish fan assembly
- ◀ damp location approved
- ISD4C** (1) clear finish narrow oval woven bamboo blades
- ◀ damp location approved
- LK612** (1) bronze finish beaded light kit

# THE LOUVRE®

FOLLOW THESE EASY STEPS TO  
CUSTOMIZE THE LOUVRE®



1

### Select a motor assembly

Select from black, matte white, pewter, rust or satin nickel

Unique motor housing rotates with the blades



2

### Select a blade set



3

### Optional lighting and accessories are available



4

### Optional remote and wall controls are available



- FP1320RS** (1) rust finish fan assembly  
◀ damp location approved
- ISD2A** (1) antique finish wide oval woven bamboo blades



- FP1320BL** (1) black finish fan assembly  
◀ damp location approved
- BPP4BR** (5) plastic palm narrow oval blades in brown/red painted finish
- F423BL** (1) black fitter
- G426** (1) amber/brown mosaic glass bowl



- FP1320SN** (1) satin nickel finish fan assembly
- B4010CP** (1) cairo purple finish carved wood blades
- BH20SN** (1) satin nickel wood blade holders
- F421SN** (1) satin nickel fitter
- G332WH** (1) white frosted teardrop glass



- FP1320SN** (1) satin nickel finish fan assembly
- ISP5** (1) natural palm leaf narrow oval blades



- FP1320RS** (1) rust finish fan assembly  
◀ damp location approved
- B4020SS** (1) sambel sand finish carved wood blades  
◀ not recommended for damp locations
- BH20RS** (1) rust wood blade holders
- LK112A** (1) antique bamboo white frosted glass light kit





# THE PALISADE®

A BREATH OF FRESH AIR


LIMITED LIFETIME MOTOR WARRANTY

Look for these available options:



- Available in antique brass, black, matte white, oil-rubbed bronze, pewter, rust and satin nickel
- 220v motors available in all finishes listed above
- Uses a ball and bracket hanging system
- Wired for multiple lighting options (lights can be assembled to the middle or on the ends)
- Extension pole sold separately and is required for installation
- Vertical blade rotation
- Minimum ceiling height of 11' using a 24" extension pole and 18" palm or bamboo blade sets
- FDK2100 motors with limited lifetime warranty
- Ceiling slope to 30°
- 40° blade pitch
- Two forward and two reverse speeds
- Reversing switch located on switch cups
- Blade sets sold separately
- Weighs 45 lbs.

THE PALISADE®



- FP240MW (1) matte white finish  
◀ damp location approved
- EP30MW (1) 30" matte white finish extension pole  
◀ damp location approved
- PAD1WH (1) white finish wide oval woven bamboo blades  
◀ damp location approved


*pal-ə'-sād*

Specifications and images subject to change.



- FP240OB (1) oil-rubbed bronze finish  
◀ damp location approved
- EP30OB (1) 30" oil-rubbed bronze finish extension pole  
◀ damp location approved
- B5080SS (1) sambel sand finish wide oval wood blades  
◀ not recommended for damp locations
- F423OB (1) oil-rubbed bronze fitter  
◀ damp location approved
- G450 (1) amber glass bowl

# THE PALISADE®




- FP240RS** (1) rust finish
  - ◀ damp location approved
- EP30RS** (1) 30" rust finish extension pole
  - ◀ damp location approved
- PAD1A** (1) antique finish wide oval woven bamboo blades
  - ◀ damp location approved
- FLRS** (1) rust finish filigree accessory
  - ◀ damp location approved

#### Filigree Finishes

- FLAB** antique brass
- FLBL** black
- FLMW** matte white
- FLOB** oil-rubbed bronze
- FLPW** pewter
- FLRS** rust
- FLSN** satin nickel


## ACCESSORIES

- These Palisade® accessories are for use with The Palisade® only

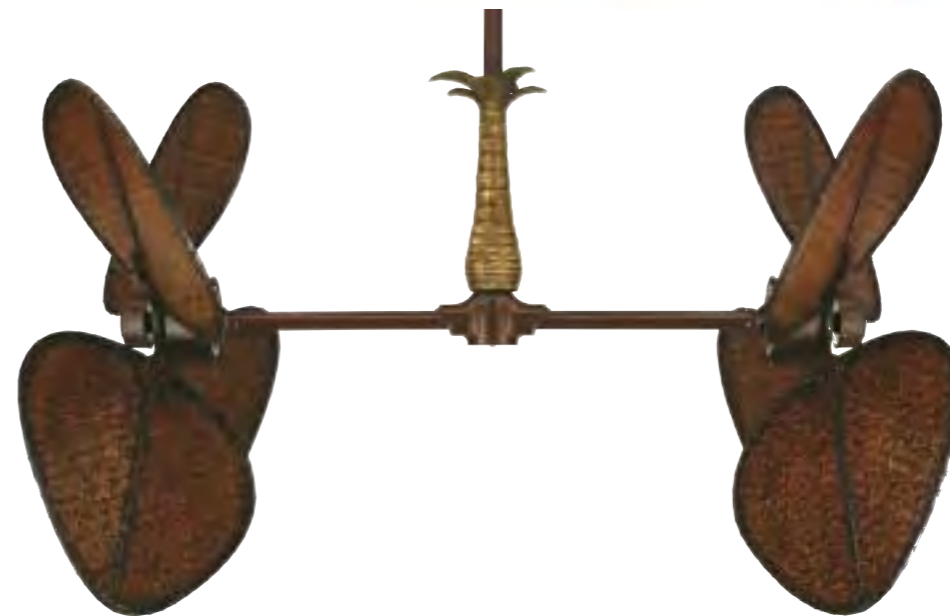


- FP240AB** (1) antique brass finish
- EP30AB** (1) 30" antique brass finish extension pole
- PAP1RB** (1) red/brown palm leaf wide oval blades
- P58** (1) snake accessory

- P58**
  - Snake accessory
  - For use with The Palisade® only
  - 21" (W) x 16" (H)




- FP240AB** (1) antique brass finish
  - EP30AB** (1) 30" antique brass finish extension pole
  - PAP1** (1) natural palm leaf wide oval blades
  - P38** (1) parrot accessory
- P38**
- Parrot accessory, perch included
  - For use with The Palisade® only
  - 14" (W) x 26-1/2" (H)



- FP240RS** (1) rust finish
  - ◀ damp location approved
- EP30RS** (1) 30" rust finish extension pole
  - ◀ damp location approved
- PAD1A** (1) antique finish wide oval woven bamboo blades
  - ◀ damp location approved
- DR24TR** (1) tropical downrod sleeve

- DR24TR**
  - Tropical downrod sleeve




- FP240PW** (1) pewter finish
- EP30PW** (1) 30" pewter finish extension pole
- PAP1GR** (1) green palm leaf wide oval blades
- P48** (1) monkey accessory

- P48**
  - Monkey accessory
  - For use with The Palisade® only
  - 5.5" (W) x 10" (H)



# THE PALISADE®

FOLLOW THESE EASY STEPS TO CUSTOMIZE THE PALISADE



1

Select a motor finish and extension pole

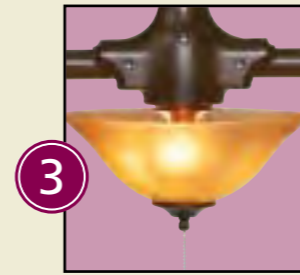
Select from antique brass, black, matte white, oil-rubbed bronze, pewter, rust or satin nickel

An extension pole is required for installation, sold separately




2

Select a blade set



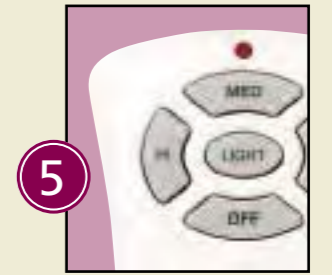
3

Optional lighting and glass pieces are available




4

Optional accessories are available




5


Optional remote and wall controls are available



- FP240BL** (1) black finish
  - ◀ damp location approved
- EP30BL** (1) 30" black finish extension pole
  - ◀ damp location approved
- B5080CP** (1) cairo purple finish wide oval wood blades
  - ◀ not recommended for damp locations



- FP240PW** (1) pewter finish
- EP30PW** (1) 30" pewter finish extension pole
- PAD1BL** (1) black finish wide oval woven bamboo blades
- F423PW** (1) pewter fitter
- G422** (1) clear/frosted mosaic glass bowl



- FP240RS** (1) rust finish
  - ◀ damp location approved
- EP30RS** (1) 30" rust finish extension pole
  - ◀ damp location approved
- PABPP1** (1) 22" plastic palm wide oval blades in natural finish
  - ◀ wet location approved

## BLADE SET OPTIONS

- These Palisade® wood blades are for use with The Palisade® only
- Blades sold separately in sets of eight



**B5080CP**  
Cairo purple finish



**B5080PO**  
Pickled oak finish



**B5080SS**  
Sambel sand finish



- C3 WALL CONTROL INCLUDED**
- Fan only slide wall control (face plate included)
  - 2 fan speeds
  - 2 wire installation



# THE PUNKAH®

OLD-WORLD GRACE AND SOPHISTICATION




- Designed to be mounted to the ceiling or the wall
- Available in antique brass, black, pewter and rust
- 220v motor available in all finished listed above
- Motor has limited lifetime warranty
- Single-speed fan
- System length can expand up to 24', placing up to 6 fan blades on one motor
- **Not to be used in sound-sensitive areas**

Blade options sold separately:



- FP780PW** (1) pewter finish motor
- FP720PW** (6) pewter finish fan assembly  
◀ shown with 6 blades in a ceiling mount application
- PUD1A** (6) antique finish wide oval woven bamboo blades




- FP780BL** (1) black finish motor
- FP720BL** (3) black finish fan assembly  
◀ shown with 3 blades in a wall mount application
- PUP1** (3) natural palm leaf wide oval blades

## FOLLOW THESE EASY STEPS TO CUSTOMIZE THE PUNKAH®



**1** Select a motor finish

Select from antique brass, black, pewter or rust  
2' power cord included




**2** Select a fan assembly

Each sold separately  
One to six fan assemblies can be run on a single motor



**3** Select a blade set

Note the number of fan assemblies desired when ordering



- FP780AB** (1) antique brass finish motor
- FP720AB** (6) antique brass finish fan assemblies  
◀ shown with 6 blades in a wall mount application
- PUP1** (6) natural palm leaf wide oval blades

# pung-kä





# THE ISLANDER®

A TOUCH OF THE TROPICS



Look for these available options:



- Available in antique brass, black, matte white, oil-rubbed bronze, pewter, rust and satin nickel
- 220v motors available in all finishes listed above
- Blade sets sold separately
- FDK2100 motor with limited lifetime warranty
- Ceiling slope to 30°
- 20° blade pitch
- 80" lead wires
- 6" downrod included, longer length downrods available (page 110)
- Three forward and three reverse speeds
- Optional controls sold separately

THE ISLANDER®



FP320BL (1) black finish fan assembly  
 ← damp location approved  
 BPP4BR (1) brown/red plastic palm narrow oval blades

# i-lend-ər'

Specifications and images subject to change.



U.S. Reg # 2, 812, 018

U.S. Pat # D 451, 997  
U.S. Pat # D 475, 450

THE ORIGINAL PALM LEAF FAN BLADE®

- FP320AB (1) antique brass finish fan assembly
- ISP1 (1) natural palm leaf wide oval blades
- F423AB (1) antique brass fitter
- G439 (1) hand-painted parrot glass bowl



# THE ISLANDER®



- FP320RS** (1) rust finish fan assembly  
◀ damp location approved
- ISP1RB** (1) red/brown palm leaf wide oval blades  
◀ not recommended for damp locations
- F404RS** (1) rust 4-light traditional fitter
- G254** (4) rust/white swirl glass



- FP320RS** (1) rust finish fan assembly  
◀ damp location approved
- ISD4A** (1) antique finish narrow oval woven bamboo blades
- F423RS** (1) rust fitter
- G459** (1) rust/cream speckled glass bowl



- FP320SN** (1) satin nickel finish fan assembly
- ISP4GR** (1) green palm leaf narrow oval blades
- F423PW** (1) pewter fitter
- G210** (1) frosted/tropical glass bowl



- FP320OB** (1) oil-rubbed bronze finish fan assembly  
◀ damp location approved
- B4010PO** (1) pickled oak finish carved wood blades  
◀ not recommended for damp locations
- BH20OB** (1) oil-rubbed bronze wood blade holders
- F421OB** (1) oil-rubbed bronze fitter
- G332S** (1) white swirl frosted teardrop glass bowl



- FP320PW** (1) pewter finish fan assembly  
◀ damp location approved
- B4060CP** (1) cairo purple finish blades  
◀ damp location approved



- FP320PW** (1) pewter finish fan assembly
- ISD2A** (1) antique finish wide oval woven bamboo blades



- FP320PW** (1) pewter finish fan assembly
- B4010PO** (1) pickled oak finish carved wood blades
- BH20PW** (1) pewter wood blade holders
- F423PW** (1) pewter fitter
- G422** (1) clear frosted mosaic glass bowl




# THE ISLANDER®

FOLLOW THESE EASY STEPS TO CUSTOMIZE THE ISLANDER®



**Select a motor assembly**

Select from antique brass, black, matte white, oil-rubbed bronze, pewter, rust or satin nickel



**Select a blade set**



**Optional lighting and accessories are available**



**Optional remote and wall controls are available**



- FP320AB** (1) antique brass finish fan assembly
- ISP1** (1) natural palm leaf wide oval blades
- F423AB** (1) antique brass fitter
- G439** (1) hand-painted parrot glass bowl
- DRS24TR** (1) tropical downrod sleeve
- M24T** (1) 24" palm tree medallion



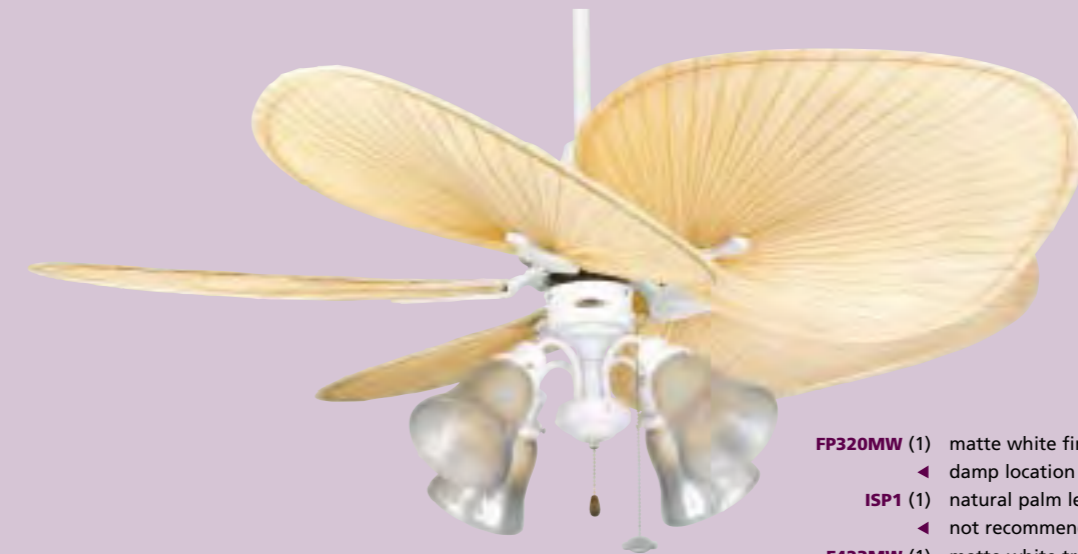
- FP320RS** (1) black finish fan assembly
- ◀ damp location approved
- ISW4D** (1) narrow oval hand woven wicker blades
- F423BL** (1) rust fitter
- G450** (1) amber glass bowl



- FP320AB** (1) antique brass finish fan assembly
- B4010CP** (1) cairo purple finish carved wood blades
- BH20AB** (1) antique brass wood blade holders



- FP320MW** (1) matte white finish fan assembly
- ◀ damp location approved
- ISP7** (1) natural palm leaf oar shaped blades
- ◀ not recommended for damp locations
- F423MW** (1) matte white fitter
- G452** (1) yellow/white swirl glass bowl



- FP320MW** (1) matte white finish fan assembly
- ◀ damp location approved
- ISP1** (1) natural palm leaf wide oval blades
- ◀ not recommended for damp locations
- F423MW** (1) matte white traditional fitter
- G235** (4) frosted tropical etched glass



# THE TREVENTI®

EXOTIC BEAUTY

LIMITED LIFETIME MOTOR WARRANTY

2 40-WATT LIGHT BULBS REQUIRED

Look for these available options:



- Available in antique brass, black, matte white, pewter and rust
- 220v motors available in all finishes listed above
- Black, matte white and rust finishes are damp location approved
- Built-in uplight requires two 40-watt max bulbs (bulbs not included)
- Motor housings sold separately
- Blade sets sold separately
- Three forward and three reverse speeds
- FDK2100 motor with limited lifetime warranty
- Ceiling slope to 30°
- 18° blade pitch
- 80" lead wires
- 7" downrod included, longer lengths available
- Control receiver in switch cup

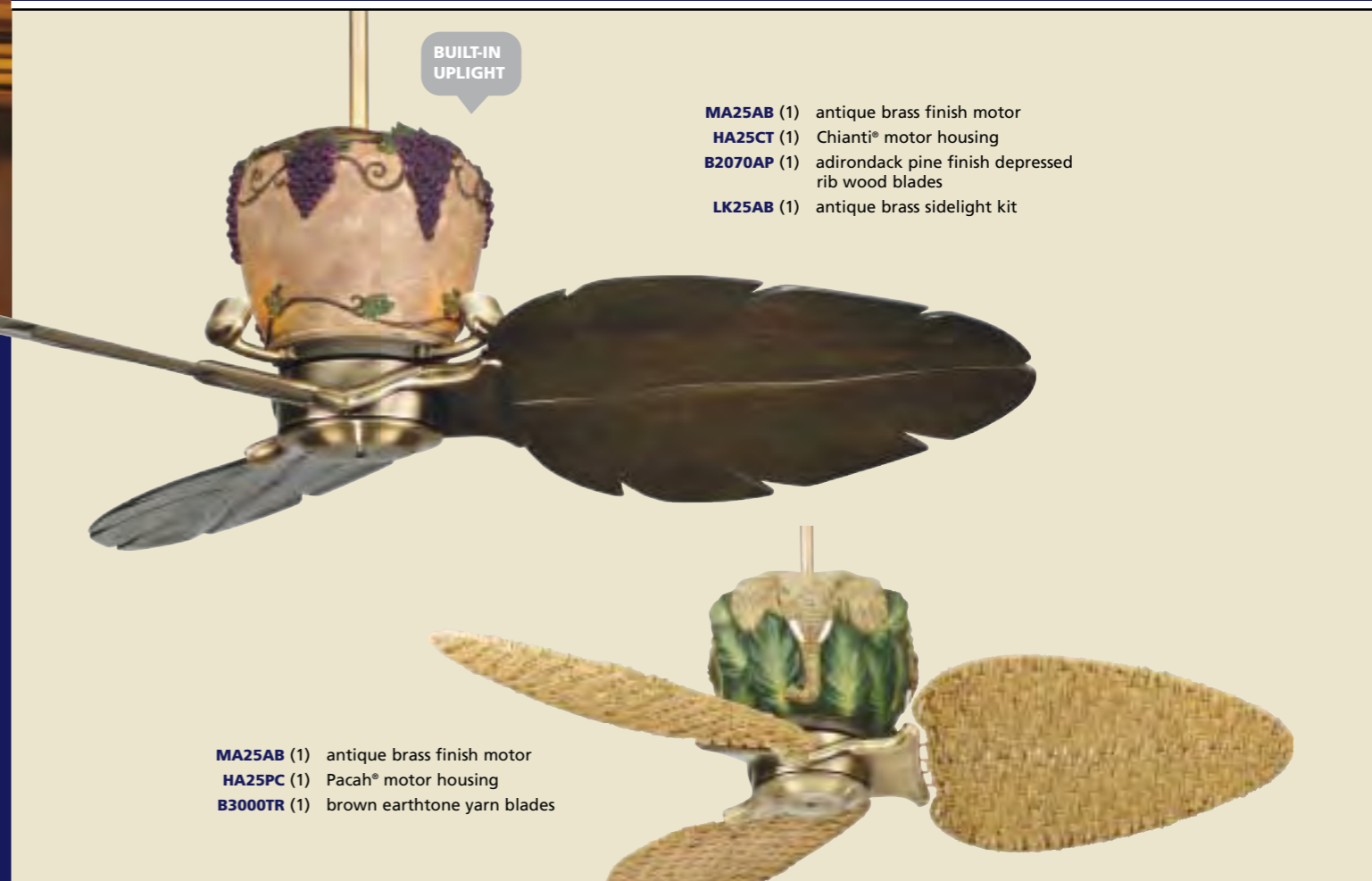
THE TREVENTI®



- MA25MW (1) matte white finish motor  
◀ damp location approved
- HA25SS (1) Seaside® motor housing
- B3000SS (1) white cross weave wicker blades
- LK515WH (1) trim kit fitter with glass
- TK516SS (1) Seaside trim kit

*trā-ven'-tē*

Specifications and images subject to change.



- MA25AB (1) antique brass finish motor
- HA25CT (1) Chianti® motor housing
- B2070AP (1) adirondack pine finish depressed rib wood blades
- LK25AB (1) antique brass sidelight kit

- MA25AB (1) antique brass finish motor
- HA25PC (1) Pacah® motor housing
- B3000TR (1) brown earthtone yarn blades



# THE TREVENTI®



**LX25RS** (1) includes rust finish motor, rust amalfi motor housing and brown cross weave wicker blades  
 ◀ damp location approved



**MA25BL** (1) black finish motor  
 ◀ damp location approved  
**HA25AM** (1) Amazon® motor housing  
**B2040BL** (1) black finish carved wood blades  
 ◀ not recommended for damp locations  
**LK25BL** (1) black sidelight kit



**MA25AB** (1) antique brass finish motor  
**HA25QU** (1) Quintana® motor housing  
**B3000TR** (1) brown earthtone yarn blades  
**LK25AB** (1) antique brass sidelight kit



**MA25BL** (1) black finish motor  
 ◀ damp location approved  
**HA25KM** (1) Kimora® motor housing  
**B2040BL** (1) black finish carved wood blades  
 ◀ not recommended for damp locations



**MA25RS** (1) rust finish motor  
 ◀ damp location approved  
**HA25KR** (1) Keramos® motor housing  
**B3000P** (1) wide oval palm leaf blades  
 ◀ not recommended for damp locations



**MA25PW** (1) pewter finish motor  
**HA25PW** (1) pewter amalfi motor housing  
**B2000CP** (1) cairo purple/adirondack pine finish wood blades



**MA25AB** (1) antique brass finish motor  
**HA25BA** (1) Baja® motor housing  
**B2070PO** (1) pickled oak finish carved wood blades  
**F423AB** (1) antique brass fitter  
**G452** (1) yellow/white swirl glass bowl

# THE TREVENTI®

- MA25BL** (1) black finish motor
  - ◀ damp location approved
- HA25WA** (1) Wasabi® motor housing
- B2040BL** (1) black finish carved wood blades
  - ◀ not recommended for damp locations
- LK25BL** (1) black sidelight kit



- MA25RS** (1) rust finish motor
  - ◀ damp location approved
- HA25IM** (1) Islamorada® motor housing
- B3000IM** (1) brown cross weave wicker blades



- MA25AB** (1) antique brass finish motor
- HA25MR** (1) Mariposa® motor housing
- B3000TR** (1) brown earthtone yarn blades
- F404AB** (1) antique brass 4-light traditional fitter
- G222** (4) clear/frosted mosaic glass



- MA25RS** (1) rust finish motor
  - ◀ damp location approved
- HA25TB** (1) Tabago® motor housing
- B2070CP** (1) cairo purple carved wood blades
  - ◀ not recommended for damp locations
- F423RS** (1) rust fitter
- G459** (1) rust/cream speckled glass bowl



Specifications and images subject to change.



- MA25PW** (1) pewter finish motor
- HA25TS** (1) Toscano® motor housing
- B2070AP** (1) adirondack pine finish carved wood blades
- F423PW** (1) pewter fitter
- G456** (1) white frost glass bowl

- MA25BL** (1) black finish motor
  - ◀ damp location approved
- HA25ML** (1) Malawi® motor housing
- B2000CP** (1) cairo purple/adirondack pine finish wood blades
  - ◀ not recommended for damp locations
- LK25BL** (1) black sidelight kit



- MA25BL** (1) black finish motor
  - ◀ damp location approved
- HA25HN** (1) Hennessey™ motor housing
- B2040BL** (1) black finish carved wood blades
  - ◀ not recommended for damp locations



# THE TREVENTI®

FOLLOW THESE EASY STEPS TO CUSTOMIZE THE TREVENTI®



1

### Select a motor finish

Select from antique brass, black, matte white, pewter or rust


Includes a built-in uplight (two 40-watt max bulbs not included)

Reversing module in switch cup



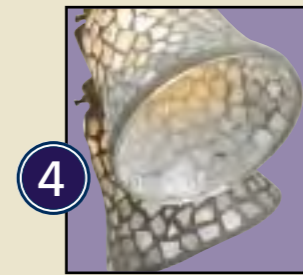
2

### Select a housing style



3

### Select a blade set



4

### Optional lighting and accessories are available



5

### Optional sidelight available

THE TREVENTI®

## HOUSING OPTIONS



All motor housings © 2006 Fanimation

• For use with MA25 only



## BLADE SET OPTIONS

• for use with MA25 only  
• blade set includes three blades



### LK25 OPTIONAL SIDELIGHT KIT

- Available in antique brass (LK25AB), black (LK25BL), matte white (LK25MW), pewter (LK25PW) and rust (LK25RS)
- For use with MA25 series motors only
- Cannot be used with Amalfi housing
- Includes three T3.25 bulbs
- Replacement bulbs sold separately order catalog number LBT325



### C22 AND C23 CONTROLS INCLUDED

- C22 fan and light remote control
- C23 fan and light wall control (2-wire installation, face plate included)
- 3-speed reversing
- Continuous light dimming
- Controls C22 and C23 may be used independently or together

**NOT AVAILABLE**

# BLADES

- Blades should be ordered based on the fan model selected
- Blade sets vary based on catalog number and are specific to fan models
- Some blade catalog numbers require fan finish codes
- Due to the nature of the materials and the hand-crafted processes; stain, color, texture and shading will vary



	NOT RECOMMENDED FOR DAMP OR WET LOCATIONS						NOT RECOMMENDED FOR DAMP OR WET LOCATIONS			RECOMMENDED FOR WET LOCATIONS					RECOMMENDED FOR WET LOCATIONS				RECOMMENDED FOR DAMP LOCATIONS		
The Americana®	B4000CA	B4010CP	B4010PO	B4020SS	B4040CP	B4050SC	B4060CP	B4060SC	FP1018	BPW10CY	BPW10WO									ISW4D	ISW7D
The Belleria™										BPW10CY	BPW10WO	BPP1	BPP4	BPP4BR	BPP4GR	BPD1A	BPD4A	BPD4BL	ISW4D ✓	ISW7D	
The Bourbon Street®	B4000CA	B4010CP	B4010PO	B4020SS	B4040CP	B4050SC	B4060CP	B4060SC	FP1018	BPW10CY	BPW10WO	BPP1	BPP4	BPP4BR	BPP4GR	BPD1A	BPD4A	BPD4BL	ISW4D	ISW7D	
The Brewmaster®**												BMBPP1	BMBPP4	BMBPP4BR	BMBPP4GR	BMBPD1A	BMBPD4A	BMBPD4BL	BMW4D	BMW7D	
The Islander®	B4000CA	B4010CP ✓	B4010PO	B4020SS ✓	B4040CP	B4050SC	B4060CP ✓	B4060SC ✓	FP1018	BPW10CY	BPW10WO	BPP1	BPP4	BPP4BR	BPP4GR	BPD1A	BPD4A	BPD4BL	ISW4D ✓	ISW7D	
The Louvre®	B4000CA	B4010CP ✓	B4010PO	B4020SS ✓	B4040CP	B4050SC	B4060CP ✓	B4060SC ✓	FP1018	BPW10CY	BPW10WO	BPP1	BPP4	BPP4BR	BPP4GR	BPD1A	BPD4A	BPD4BL	ISW4D ✓	ISW7D	
The Palisade®												PABPP1 ✓				PABPD1A ✓					
The Palmetto®																					
The Punkah®												PUBPP1	PUBPP4	PUBPP4BR	PUBPP4GR	PUBPD1A	PUBPD4A	PUBPD4BL	PUW4D ✓	PUW7D	
The Sandella®	B4000CA	B4010CP	B4010PO	B4020SS	B4040CP	B4050SC	B4060CP	B4060SC	FP1018	BPW10CY	BPW10WO	BPP1	BPP4	BPP4BR	BPP4GR	BPD1A	BPD4A	BPD4BL	ISW4D	ISW7D	
The Torrento™										BPW10CY	BPW10WO	BPP1	BPP4	BPP4BR	BPP4GR	BPD1A	BPD4A	BPD4BL	ISW4D	ISW7D	

\* Wood blades for The Brewmaster are sold on page 95.

## CARVED WOOD BLADE HOLDERS

- For use with The Islander®, The Louvre®, The Tropicana®, The Bourbon Street® and The Americana®
- Blades and blade holders sold separately in sets of four



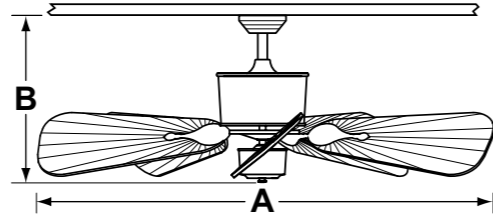
	NOT RECOMMENDED FOR DAMP OR WET LOCATIONS						NOT RECOMMENDED FOR DAMP OR WET LOCATIONS				RECOMMENDED FOR DAMP LOCATIONS					RECOMMENDED FOR DAMP LOCATIONS					
The Americana®	ISP1	ISP2	ISP4	ISP5	ISP7	ISP8	ISP1GR	ISP4GR	ISP1RB	ISP4RB	ISD1A	ISD2A	ISD4A	ISD5A	ISD7A	ISD8A	ISD1C	ISD4C	ISD7C	ISD1BL	ISD1WH
The Belleria™	ISP1 ✓	ISP2	ISP4	ISP5 ✓	ISP7	ISP8	ISP1GR	ISP4GR	ISP1RB	ISP4RB	ISD1A	ISD2A	ISD4A ✓	ISD5A	ISD7A	ISD8A	ISD1C	ISD4C ✓	ISD7C	ISD1BL	ISD1WH
The Bourbon Street®	ISP1	ISP2	ISP4	ISP5	ISP7	ISP8	ISP1GR	ISP4GR	ISP1RB	ISP4RB	ISD1A	ISD2A	ISD4A	ISD5A	ISD7A	ISD8A	ISD1C	ISD4C	ISD7C	ISD1BL	ISD1WH
The Brewmaster®	BMP1	BMP2	BMP4		BMP7		BMP1GR	BMP4GR	BMP1RB	BMP4RB	BMD1A	BMD2A	BMD4A		BMD7A		BMD1C	BMD4C	BMD7C	BMD1BL	BMD1WH
The Islander®	ISP1 ✓	ISP2	ISP4	ISP5 ✓	ISP7	ISP8	ISP1GR	ISP4GR	ISP1RB	ISP4RB	ISD1A	ISD2A	ISD4A ✓	ISD5A	ISD7A	ISD8A	ISD1C	BPD4C	ISD7C	ISD1BL	ISD1WH
The Louvre®	ISP1 ✓	ISP2	ISP4	ISP5 ✓	ISP7	ISP8	ISP1GR	ISP4GR	ISP1RB	ISP4RB	ISD1A	ISD2A	ISD4A ✓	ISD5A	ISD7A	ISD8A	ISD1C	BPD4C	ISD7C	ISD1BL	ISD1WH
The Palisade®	PAP1 ✓	PAP2	PAP4	PAP5	PAP7	PAP8	PAP1GR ✓		PAP1RB ✓		PAD1A ✓	PAD2A					PAD1C			PAD1BL ✓	PAD1WH
The Palmetto®		PMP2**		PMP5**		PMP8**					PMD2A**				PMD8A**						
The Punkah®	PUP1 ✓	PUP2	PUP4	PUP5	PUP7	PUP8	PUP1GR	PUP4GR	PUP1RB	PUP4RB	PUD1A ✓	PUD2A ✓	PUD4A ✓	PUD5A	PUD7A	PUD8A	PUD1C ✓	PUD4C	PUD7C	PUD1BL	PUD1WH
The Sandella®	ISP1	ISP2	ISP4	ISP5	ISP7	ISP8	ISP1GR	ISP4GR	ISP1RB	ISP4RB	ISD1A	ISD2A	ISD4A	ISD5A	ISD7A	ISD8A	ISD1C	ISD4C	ISD7C	ISD1BL	ISD1WH
The Torrento™	ISP1	ISP2	ISP4	ISP5	ISP7	ISP8	ISP1GR	ISP4GR	ISP1RB	ISP4RB	ISD1A	ISD2A	ISD4A	ISD5A	ISD7A	ISD8A	ISD1C	ISD4C	ISD7C	ISD1BL	ISD1WH

Specifications and images subject to change. \*\*Use fan finish code abbreviations to complete model number. ✓ Indicates availability in Australia.



# FAN SPECIFICATIONS

- Understanding the fan specifications and measurements can help you select the correct fan application.
- The following chart describes the fan dimensions, blade pitches and lengths, motor RPMs and warranty.
- Measurements are in inches unless otherwise noted. "A" equals the fan diameter. "B" calculations are based on a 6" downrod length where applicable. Dimensions are listed for one fan assembly.




CATALOG NUMBER	NAME	BLADE LENGTH	PAGE	BLADE PITCH	MOTOR WARRANTY	APPROX. RPM RANGE	DIMENSIONS	
							A	B
FP810**	The Air Shadow™ - Amber / Parrot Glass	11.7	4, 7	15°	Limited Life	135-240	43	20.5
FP810FS	The Air Shadow™ - Fabric Shade	11.7	6	15°	Limited Life	135-240	43	24.2
FP810CH	The Air Shadow™ - Mechanical	11.7	5	15°	Limited Life	135-240	43	17.5
FP810**	The Air Shadow™ - Traditional	11.7	6, 7	15°	Limited Life	135-240	43	21
FP3820RP	The Alamosa™	25	82	15°	Limited Life	50-120	60	15
FP410**	The Americana® Short	18 / 22 / 25	99	18° / 20°	Limited Life	25-70	44 / 52 / 59	24
FP420**	The Americana® Long	18 / 22 / 25	98, 99	18° / 20°	Limited Life	25-70	44 / 52 / 59	40
FP2920**	The Belize™	25	52, 53	14°	Limited Life	50-110	60	20.3
FP4320**	The Belleria™	18 / 22	18-23	20°	Limited Life	50-120	50 / 52	16.2
FP510**	The Bourbon Street® Short	18 / 22 / 25	96	18° / 20°	Limited Life	80	44 / 52 / 59	21
FP520**	The Bourbon Street® Long	18 / 22 / 25	96, 97	18° / 20°	Limited Life	80	44 / 52 / 59	36
FP10**	The Brewmaster® Short Neck	22 / 25	92-95	18° / 20°	Limited Life	65-95	52 / 59	18
FP20**	The Brewmaster® Long Neck	22 / 25	92-95	18° / 20°	Limited Life	65-95	52 / 59	27
FP4220**	The Centaurus™	28	68-71	20°	Limited Life	50-80	60	15
FP3220**	The Draco™	24	72, 73	15°	Limited Life	75-150	60	20
FP2120MG	The Enigma®	—	64	18°	Limited Life	60-180	60	18.5
FP2300**	The Escalade®	10	76, 77	25°	Limited Life	600-1200	20	20
FP2700BL	The Evanesce™	11	90, 91	25°	Limited Life	900-1500	16.5 x 35	18
FP3320**	The Fargo™	—	88, 89	—	Limited Life	550-1100	9 dia.	20
HF7000BZ	Hubbardton Forge® - Acharn Fan	20	13	15°	Limited Life	55-150	54	29.1
HF7200BZ	Hubbardton Forge® - Leaf Fan	20	15	15°	Limited Life	55-150	54	22.2
HF7400DS	Hubbardton Forge® - Scroll Fan	20	14	15°	Limited Life	55-150	54	26.9
HF7600DS	Hubbardton Forge® - Presidio Tryne Fan	20	14	15°	Limited Life	55-150	54	22.0
HF7040**	Hubbardton Forge® - Decorative Uplight Fan	20	13, 14	15°	Limited Life	55-150	54	16.2
HF7240**	Hubbardton Forge® - Uplight Fan	20	12, 15	15°	Limited Life	55-150	54	16.2
FP320**	The Islander®	18 / 22 / 25	42-47	20°	Limited Life	25-115	44 / 52 / 59	16
FP4120**	The Keoki™	20	62-63	15°	Limited Life	40-150	52	16
LB1820BL	Lauren Brooks - Michael David's Adventure	20	10	15°	Limited Life	40-105	52	26
LB320BL	Lauren Brooks - Seaney's Voyage	20	8	15°	Limited Life	30-100	52	22
FP1320**	The Louvre®	18 / 22 / 25	78-81	20°	Limited Life	25-115	44 / 52 / 59	16
FP6510**	The Mavrik™	20	16-17	15°	Limited Life	40-150	52	16
FPH210**	The Old Havana® wall	11	85, 86	25°	Limited Life	900-1500	19	**
FPH210**	The Old Havana® pedestal	11	86, 87	25°	Limited Life	900-1500	19	**
FPH210**	The Old Havana® ceiling	11	85-87	25°	Limited Life	900-1500	19	27
FPH210**	The Old Havana® desk	11	84, 86	25°	Limited Life	900-1500	19	26
FP220**	The Palisade®	18 / 22	28-33	40°	Limited Life	30-50	44 / 52	***
FP601**	The Palmetto®	18	100-101	—	Limited Life	12	***	***
FP720**	The Punkah®	18 / 22	40-41	—	Limited Life	18-20	***	***
FP1820**	The Sandella®	18 / 22 / 25	34-37	18° / 20°	Limited Life	50-130	44 / 52 / 59	16
FP1620NO	The Tropicana®	22	38-39	20°	Limited Life	25-70	52	1
MA25**	The Treventi®	22 / 24 / 27	54-61	18°	Limited Life	40-110	56 / 58 / 61	16
FP3120**	The Vetricco™	24	74-75	15°	Limited Life	80-150	60	23
FP4210**	The Volare™	23.5	66-67	14°	Limited Life	50-100	60	19

- FP320PW (1) pewter finish fan assembly
- B4010PO (1) pickled oak finish depressed rib wood blades
- BH20PW (1) pewter wood blade holders
- F423PW (1) pewter fitter
- G422 (1) clear frosted mosaic glass bowl



Glass bowls should be used with Fanimation fitter FW423 for wet location applications and with Fanimation fitter F423 for damp or indoor applications



Closed glass should be used with Fanimation fitter F421



\*\* Use complete model number with finish code to reflect fan being ordered  
 \*\*\* See fan spec sheets for complete specifications

Specifications and images subject to change.



# THE MAUI BAY


TROPICAL ELEGANCE.

- Available in Antique Brass, Pewter or Oil-Rubbed Bronze.
- 220v motors available in finishes listed above.
- Blade sets sold separately.
- 80" lead wires for high ceilings.
- 6" downrod included with longer lengths available.
- 20° blade pitch.
- Emerson K55XL motor with limited lifetime warranty.
- Light kit adaptable.
- Die-cast zinc hanging ball and bracket for durability.

THE MAUI BAY



CF2000AB	(1)	Antique Brass finish
B20HP	(1)	Honey Pine wicker blades
F440AB	(1)	Antique Brass fitter
G37	(1)	Gold speckled glass



CF2000AB	(1)	Antique Brass finish
B20TL	(1)	Tropical leaf blades (not recommended for outdoor use)







# THE MAUI BAY



CF2000AB (1) Antique Brass finish  
 B65DO (1) Dark oak bent wood blades

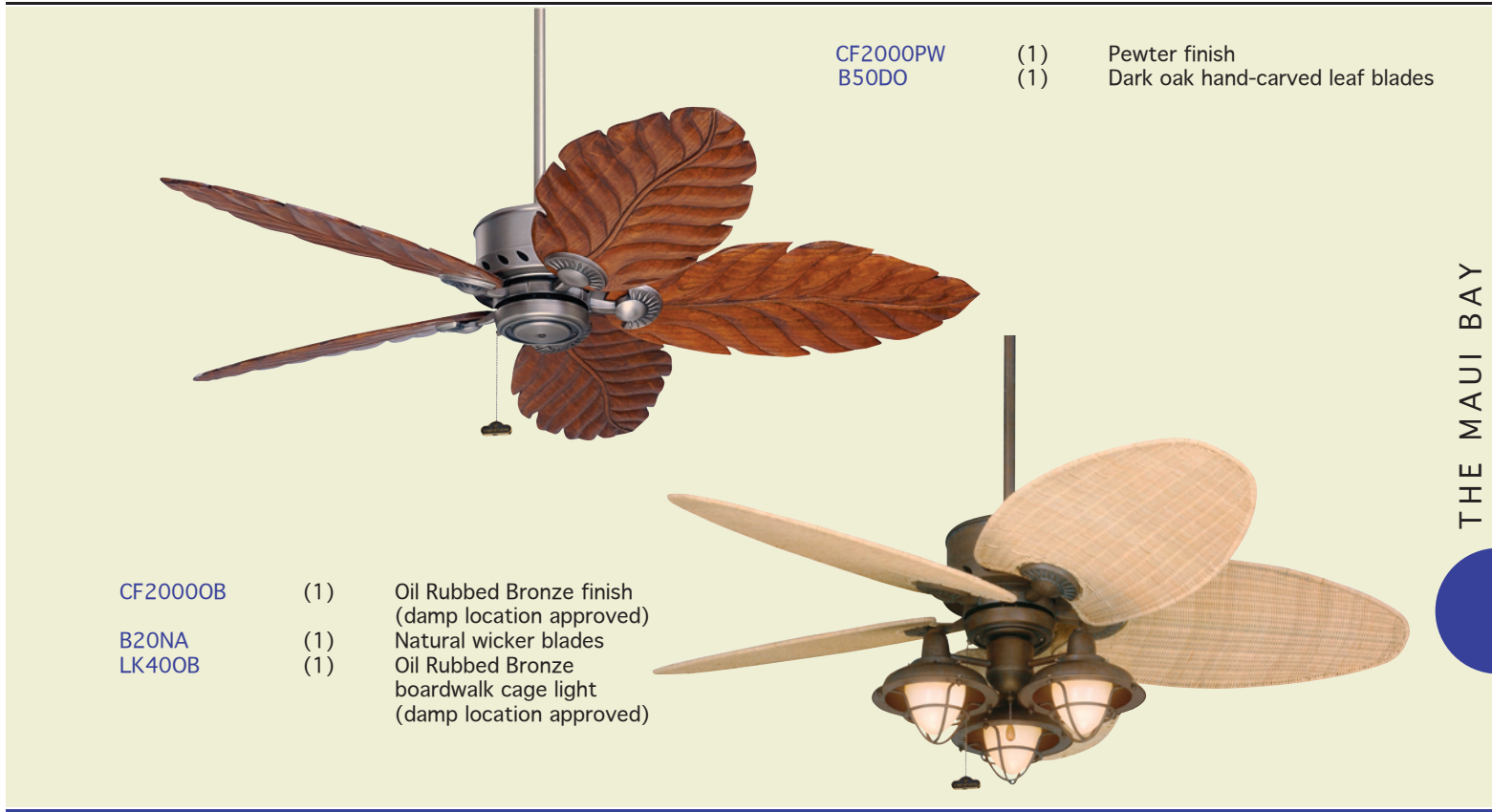


CF20000B (1) Oil Rubbed Bronze finish  
 B50MP (1) (damp location approved)  
 Maple hand-carved leaf blades



CF2000AB (1) Antique Brass finish  
 B60DO (1) Dark oak hand-carved bamboo blades



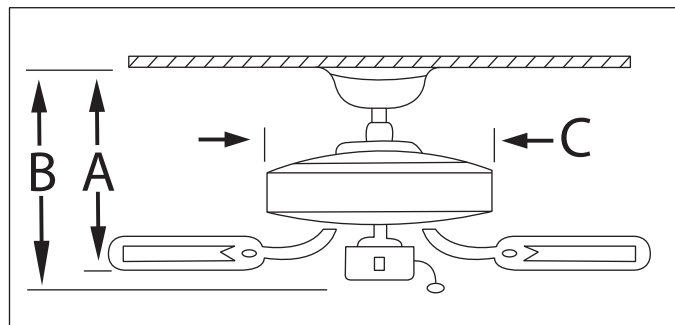


CF2000PW (1) Pewter finish  
 B50DO (1) Dark oak hand-carved leaf blades

CF2000OB (1) Oil Rubbed Bronze finish  
 (damp location approved)  
 B20NA (1) Natural wicker blades  
 LK40OB (1) Oil Rubbed Bronze  
 boardwalk cage light  
 (damp location approved)

THE MAUI BAY

## MAUI BAY SPECIFICATIONS



MODEL NUMBER	CF2000
FAN DIAMETER	52"*
BLADE PITCH	20°
DIMENSION A	12.5"
DIMENSION B	13.5"
DIMENSION C	8.5"
FULL SPEED - AMPS	0.66
FULL SPEED - WATTS	73
RPM	30-135
MOTOR WARRANTY	LIMITED LIFETIME

\* Maui Bay is a 52" diameter with all blades except the B65 range, where it becomes an 80" diameter. Specifications and images subject to change.







# MAUI BAY BLADES



B65WS Whitewashed Bent Wood Blade

B65DO Dark Oak Bent Wood Blade



B60DO Dark Oak Hand-Carved Bamboo Blade

B60MP Maple Hand-Carved Bamboo Blade



B50MP Maple Hand-Carved Leaf Blade



B20TL Tropical Leaf Blade



B20NA Natural Wicker Blade

B20HP Honey Pine Wicker Blade

