

Product Data Sheet



ShowerDrain


Stainless steel trough and grate systems for bathrooms - 85mm wide (nom)



ACO Sales hotline
1300 765 226 (AUS)
0800 448 080 (NZ)
+61 2 4747 4000 (Export)
 Email - sales@acoaus.com.au
www.acoaus.com.au


Centre Outlet	End Outlet
50mm waste basket available (part no. 4030050)	

 Flag	Length	Part Number	
	900mm	40309571	40309071
	1200mm	40312573	40312073
 Hawaii	Length	Part Number	
	900mm	40309536	40309036
	1200mm	40312538	40312038
 Linéaire*	Length	Part Number	
	900mm	40309598	40309098
	1200mm	40312599	40312099
 Pearl	Length	Part Number	
	900mm	40309550	40309050
	1200mm	40312552	40312052
 Quadrato	Length	Part Number	
	900mm	40309563	40309063
	1200mm	40312561	40312061
 Wave	Length	Part Number	
	900mm	40309544	40309044
	1200mm	40312546	40312046
 Tile Insert	Length	Part Number	
	900mm	40309580	40309080
	1200mm	40312582	40312082

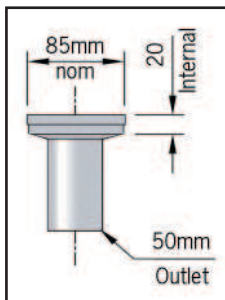


Linéaire grate is a foot friendly grate with anti-slip features

100% 304 grade stainless steel trough and grate



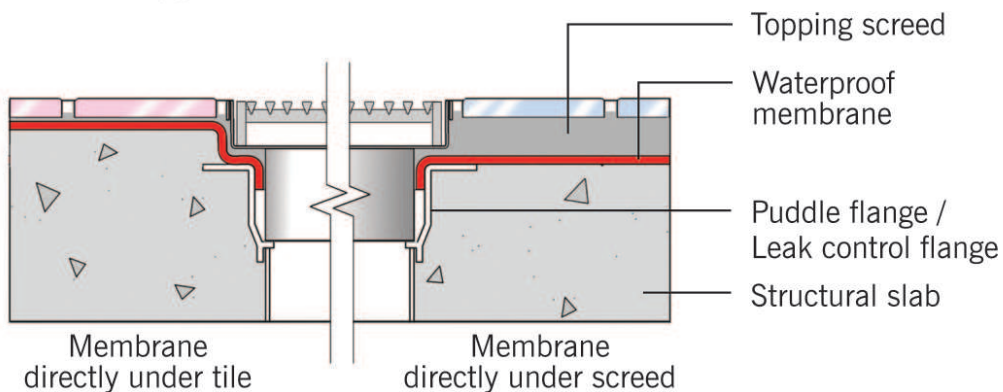
For connection to DN50 pipe



Trough is shallow enough not to protrude through the topping screed

TroughDetail

Typical Installation Detail



This illustration is to be used as a guide only. It is the installer's responsibility to ensure installation complies to AS/NZS 3500 Part 2. Advice from a certified designer/builder may be required for specific applications.

ACO Polycrete Pty Ltd
ABN 65 050 102 942
 www.acoaus.com.au
 Sales Hotline
 Tel: 1300 765 226

134-140 Old Bathurst Road
 Emu Plains NSW 2750
 Tel: +61 2 4747 4000
 Fax: +61 2 4747 4060
 sales@acoaus.com.au

467 Tufnell Road
 Banyo QLD 4014
 Tel: (07) 3267 8700
 Fax: (07) 3267 8711
 acoqld@acoaus.com.au

9 Overseas Drive
 Noble Park VIC 3174
 Tel: (03) 9795 3666
 Fax: (03) 9795 6444
 acovic@acoaus.com.au



Quality Endorsed Company
 ISO 9001:2000
 QEC 1883
 SAI Global

Product Data Sheet



ShowerDrain Gully

Stainless steel floor drain system with designer grates





ACO Sales hotline
1300 765 226 (AUS)
0800 448 080 (NZ)
+61 2 4747 4000 (Export)
Email - sales@acoaus.com.au
www.acoaus.com.au

Features:

- Seven unique grate designs available compatible with ShowerDrain
- Perfect for retrofit applications
- Manufactured from 100%, 304 grade stainless steel
- Fits easily into DN100 PVC pipe
- Easily secured into topping screed
- Linéaire grate is a foot friendly grate with anti-slip features
- Tile insert & Linéaire floor drains can be custom-made to specific requirements

Typical Use:

- Hotels
- Apartments
- Residential homes
- Gyms










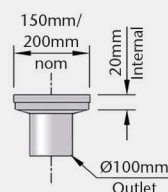
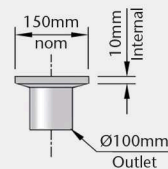
Product Data Sheet



ShowerDrain Gully

Stainless steel floor drain system with designer grates

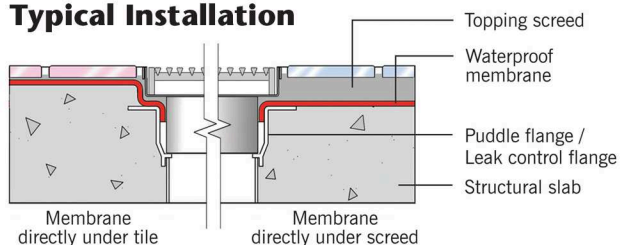
Picture	Name	Part No.	Product Description
 <p>With locking screws</p>	Flag	40351575	150 x 150
 <p>With locking screws</p>	Hawaii	40351535	150 x 150
 <p>With locking screws</p>	Pearl	40351555	150 x 150
 <p>With locking screws</p>	Quadrato	40351565	150 x 150
 <p>With locking screws</p>	Wave	40351545	150 x 150
	Linéaire	40351595	150 x 150
	Tile insert	40351585 40352086	150 x 150 200 x 200



DN100 waste basket available for all standard floor drains, Part No 400855

All dimensions are in mm.

Typical Installation



ShowerDrain

Trough and grate residential drainage systems are also available to suit the above gully grates - for further information contact ACO or visit:

www.acoaus.com.au/stainless

This illustration is to be used as a guide only. It is the installer's responsibility to ensure installation complies to AS/NZS 3500 Part 2. Advice from a certified designer/builder may be required for specific applications.

Product Data Sheet



ShowerDrain Lightline

A world first innovation in bathroom illumination



ACO Sales hotline
1300 765 226 (AUS)
0800 448 080 (NZ)
+61 2 4747 4000 (Export)
Email - sales@acoaus.com.au
www.acoaus.com.au

Features:



- Water activated lighting
- Charge lasts for up to 3 months*
- Water resistant
- Wireless
- Available in 4 colours
- Used with ShowerDrain systems (see overleaf)

Typical Use:

- Hotels
- Apartments
- Residential homes
- Gyms

Package Contents:

- 2 x LED light units
- 1 x Recharge unit
- 1 x 240V Power supply



* Based on an average 15 min shower/operation time


Product Data Sheet



ShowerDrain Lightline


Stainless steel trough and grate systems for bathrooms - 85mm wide (nom)

► Step 1: Choose your light



Part No.	Description	Weight of package
45040301	Lightline for ShowerDrain (Blue)	0.6 Kg
45040302	Lightline for ShowerDrain (Red)	0.6 Kg
45040303	Lightline for ShowerDrain (Green)	0.6 Kg
45040304	Lightline for ShowerDrain (Rainbow)	0.6 Kg

► Step 2: Choose your drain



Width	Centre Outlet	End Outlet

Ø 50mm waste basket available (part no. 4030050)

<p>Flag</p>	Length	Part Number	
	900mm	40309571	40309071
<p>Hawaii</p>	Length	Part Number	
	900mm	40309536	40309036
<p>Pearl</p>	Length	Part Number	
	900mm	40309550	40309050
<p>Quadrato</p>	Length	Part Number	
	900mm	40309563	40309063
<p>Wave</p>	Length	Part Number	
	900mm	40309544	40309044
<p>Flag</p>	Length	Part Number	
	1200mm	40312573	40312073
<p>Hawaii</p>	Length	Part Number	
	1200mm	40312538	40312038
<p>Pearl</p>	Length	Part Number	
	1200mm	40312552	40312052
<p>Quadrato</p>	Length	Part Number	
	1200mm	40312561	40312061
<p>Wave</p>	Length	Part Number	
	1200mm	40312546	40312046