



Microlift

The service lift



Microlift is world largest selling range of service lifts with over 65,000 installations worldwide

The experience and know-how acquired from over 60 years in the lift industry operating in the most important market worldwide, has led to Daldoss developing a highly modern range of elevators which feature cutting edge space-saving technology with a pleasing aesthetical design.

Microlift is the ideal solution in restaurants, hotels, chemist's, hospitals, offices, shops and multi-level houses for the easy and uncomplicated moving of packages, letters, medicines, crockery and cutlery.

Installation

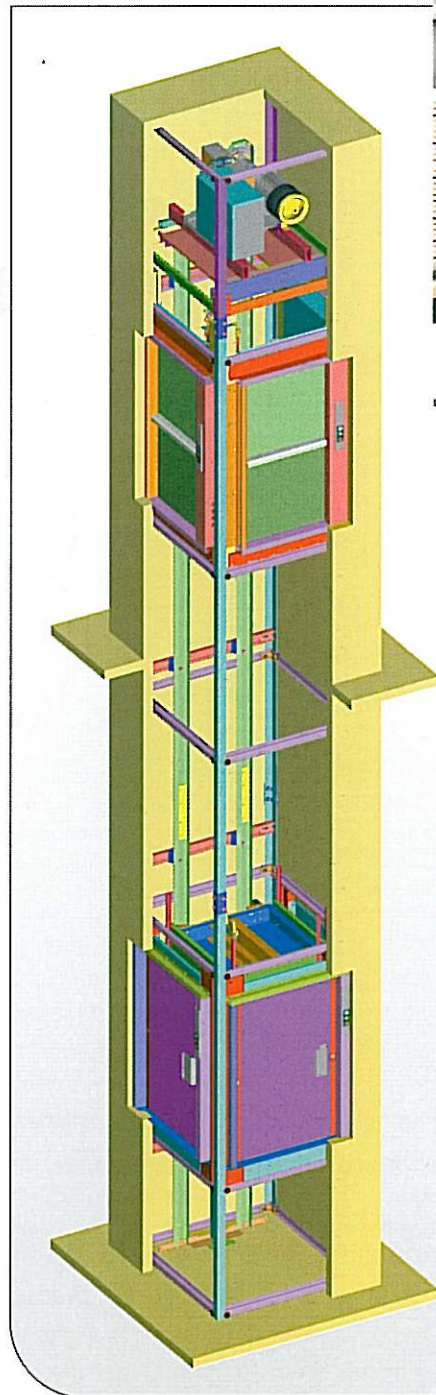

The Microlift operates inside a self supporting structure making installation simple with minimal builder's work.

Microlift are usually available from stock and, subject to builder's work being completed, can be installed and working within a few days.

Drive unit and controller are enclosed in the headroom within the structure supported frame. In the case of low overhead clearances, the drive unit and controller may be located at the side of the tower adjacent the headroom area.



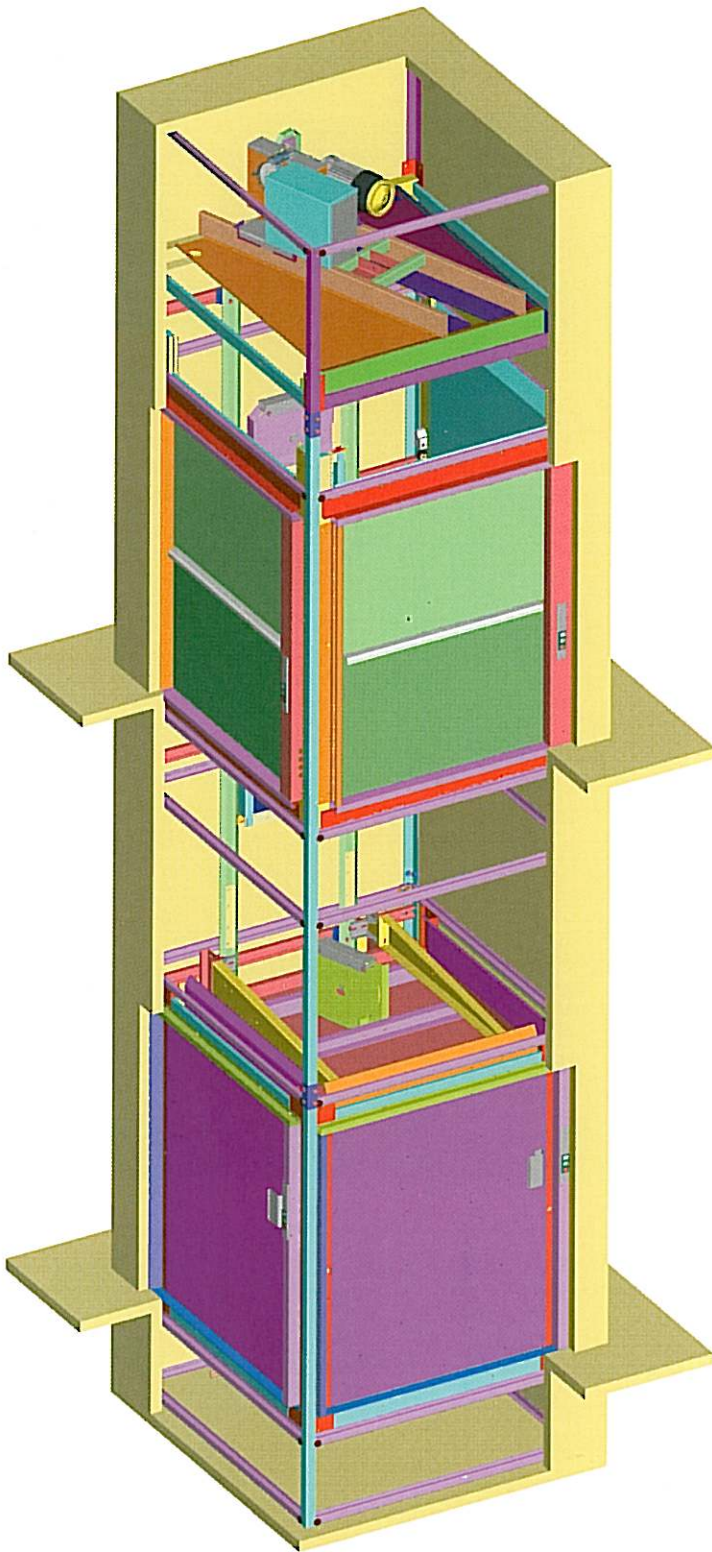
Table type



The modularity of components parts enables the installation of **Microlift** in any type of building.

A penetration through each floor, an electrical power supply to the machine space and a shaft enclosure in harmony with the interior design, is all that is required to have **Microlift** quickly installed both in existing and new buildings.

Floor type



The **Microlift** includes models from 12 kg to 300 kg offering a wide choice of pre engineered models.

Non-standard sizes are also available.

All the models operate within a self supporting structure, made of galvanised steel for longer life.

Vertical bi-parting or hinged landing doors may be finished in grey baked enamel RAL 7038 or stainless steel AISI 304.

The landing push button station incorporate "lift arrival", "lift occupied" and "lift position" indicators.

Microlift can travel up to 30 meters – higher travels are possible in special configurations – up to two entrances can be fitted on each floor.

Thanks to the reliable electronic control, efficient motor with high quality reduction gearbox and electromagnetic disk brake, the operation is extremely quiet, safe and reliable.



Safety norms & regulations

Compliance

- AS 1735.4
- 89/336/EEC Electromagnetic compatibility

Applications

From the smallest document to a heavy trolley or beer barrel, **Microlift** provides the answer.



Typical applications
of table type **Microlift**



Typical applications
of floor type *Microlift*



Space saving

Microlift has been designed to reduce to a minimum the space occupied by the shaft, saving valuable floor space in the building. No separate motor room or load-bearing lift shaft is required.

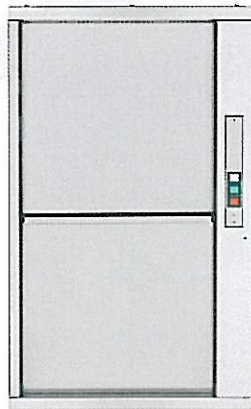


Finishes


1. Car with baked enamel RAL 7038 finish or in stainless steel AISI 304
2. Manual single hinged landing door, in stainless steel AISI 304 or with baked enamel RAL 7038 finish
3. Manual bi-parting landing door, in satin stainless steel AISI 304 or with baked enamel RAL 7038 finish
4. Motorised bi-parting landing doors ^(optional)
5. Manual bi-parting car door
6. Machine room door (non fire rated) with baked enamel RAL 7038 finish or in stainless steel ^(optional)
7. Emergency unlocking by means of a triangular key
8. Additional shelves for the car ^(optional)




2




3




4




5



6



7



8

Landing indicators in satin stainless steel



Call and dispatch push button with "lift arrival", "lift position" and "lift occupied" indicators. Audible lift arrival buzzer



Push button panel with emergency stop push button



Push button panel with key switch to activate push buttons




Waterproof push button panel

Intercom system for voice communication between floors (optional)



Special versions

Low Headroom



- Drive unit integrated in the headroom side wall;
- Headroom dimensions:
bi-parting doors = 1400 mm
hinged doors = 1100 mm
- Only for 50 kg version.

Safety features

The lift can be customised by installing accessories to further increase safety, e.g. over-flight timer, over load device, retiring cam for landing door locking actuation, car and counterweight safety gear, etc.

Complete structure supported frame (enclosure not supplied)

Standard

Drive unit	1-phase or 3-phase electrical motor equipped with electromagnetic disk brake and reduction worm gear box. Standard speed 0.35 m/s (12-50-100 kg), 0.17 m/s (200-300 kg)
Operation	Fully automatic
Rated load	12 kg to 300 kg
Stops	2 to 12 for standard configurations
Travel	Up to 30,000 mm for standard models
Car	Constructed in mild steel, finished in grey baked enamel (RAL 7038) with an AISI 304 stainless steel base and removable stainless steel shelf. The car can also be finished in stainless steel (AISI 304)
Entrances	Up to 3 entrances can be fitted on each floor
Landing doors	Vertical bi-parting or hinged doors. Baked enamel RAL 7038 finish or AISI 304 satin stainless steel. Fitted with mechanical safety lock and electrical striker
Control	Fully automatic push button control with call and dispatch facilities
Indicators	"Lift arrival" and "lift occupied" indicators are fitted at each entrance, together with an audible lift arrival buzzer

Options

Motor	Speed 0.6 m/s (12-50-100 kg), 0.35 m/s (200-300 kg).VVVF speed controller. Over flight timer. Timer to return lift to main floor
Car	Vertical bi-parting doors in stainless steel AISI 304. Additional shelves. Over load device
Landing doors	Fire rated BS 476, DIN 18090 & 18092, REI 60. Vertical bi-parting, with motorised openings
Landing push button station	Key switch push button activation. Intercom. Waterproof station
Various	Machine room door with baked enamel RAL 7038 finish or in stainless steel AISI 304, fire rated available (REI 60). Customised designs are also available

Finishes



RAL 7038
Baked enamel
Pearl grey



AISI 304
Stainless steel
Grain 320





Drive system	Traction type
Rated load	12 - 50 - 100 - 200 - 300 kg
Installation	Always with structure supported frame for internal applications
Operation	Fully automatic
Max no. of stops	12 for standard configuration
Max travel	30 m
Car speed	0.35 m/s (12-50-100 kg) 0.17 m/s (200-300 kg)
Power supply	All principal forms, both single (240V) or three (415V) phase
Motor power	From 0.33 kW to 1.1 kW according to model, speed and power supply

Technical characteristics

Operation

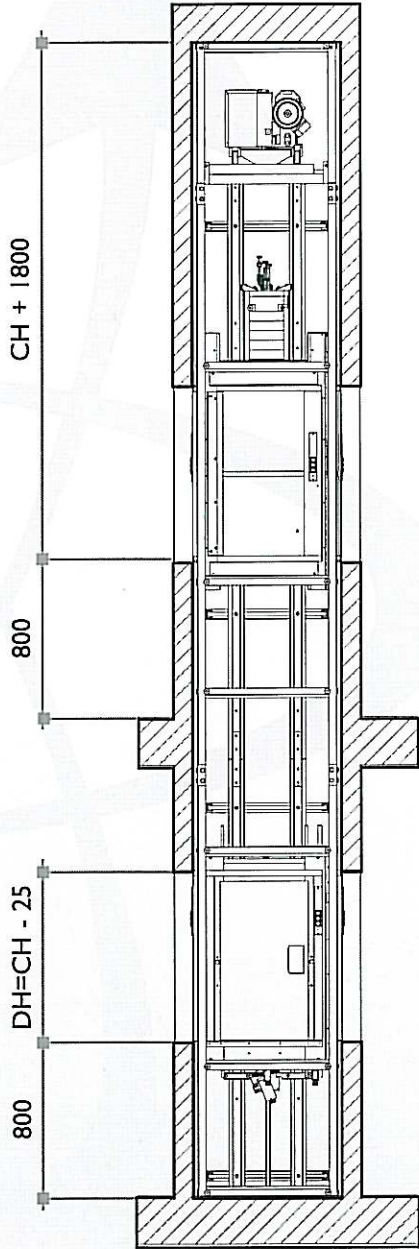
The microprocessor controlled operation guarantees optimum performance and extremely low noise production.

Quality

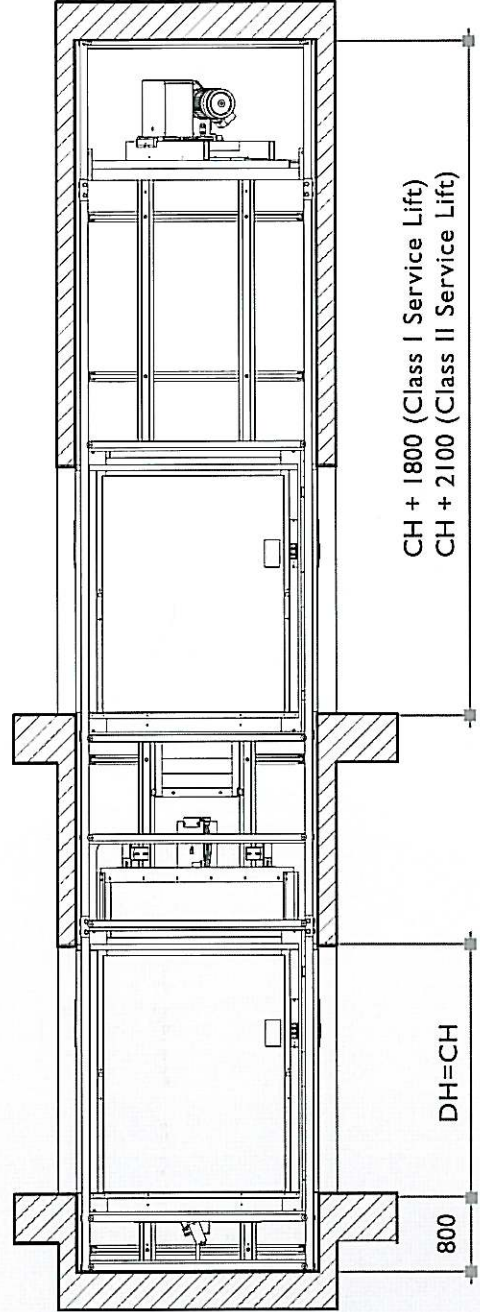
Intelligent and modern management, maximum product standardisation, highly automated production, and the adoption of avant-garde technology enable Daldoss to guarantee constant compliance to the standards provided for by AS 1735.

Overall dimensions

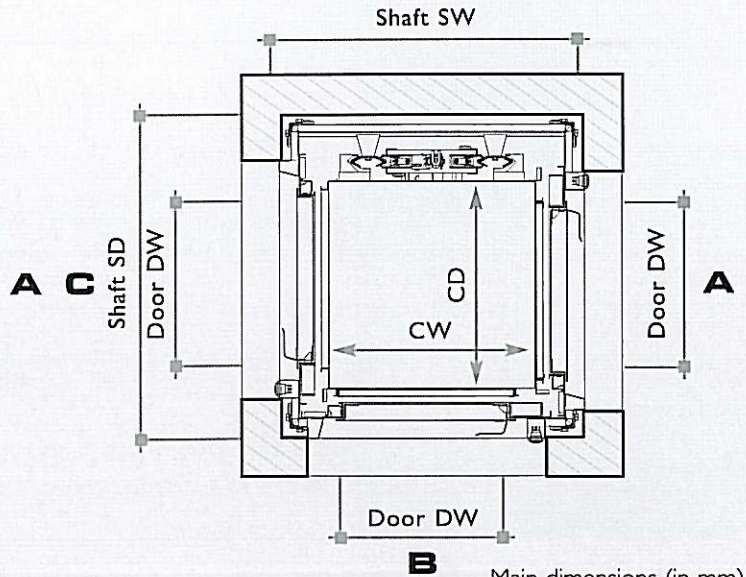
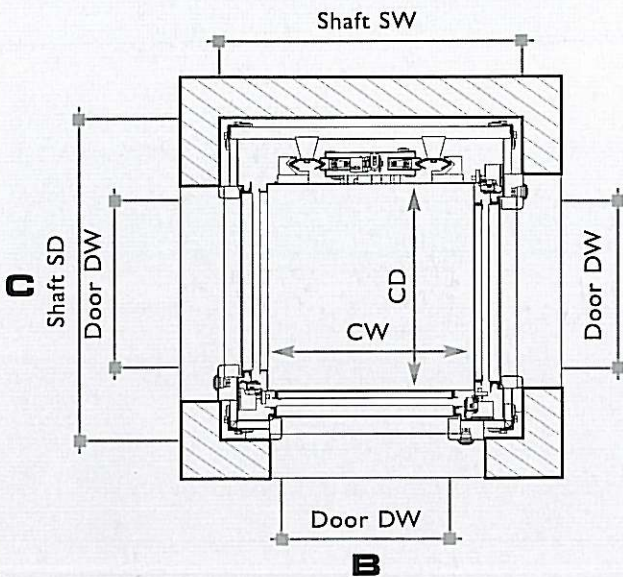
12.50.100 Kg



200.300 Kg



For different dimensions check feasibility



Main dimensions (in mm)

Table of dimensions

Model	Rated load (kg)	Car (mm)			Shaft (mm)		Door position B (mm)		Door position A-C (mm)	
		Width CW	Depth CD	Height CH	Width SW	Depth SD	Width DW	Height DH	Width DW	Height DH
MIC 12	12 kg	240	300	500	380	490	240	400	240	400
DD	50 kg	320	510	800	540	745	NA	NA	320	800
DL	50 kg	420	545	800	660	835	320	800	420	800
39/5	50 kg	520	420	800	760	710	420	800	320	800
NR	50 kg	520	520	800	760	810	420	800	420	800
42/5	50 kg	620	420	800	860	710	520	800	320	800
50/5	50 kg	720	420	800	960	710	620	800	320	800
MGS	100 kg	620	620	800	860	910	520	800	520	800
11/10	100 kg	620	820	800	860	1110	520	800	720	800
54/10	100 kg	720	720	800	960	1010	620	800	620	800
23/10	100 kg	720	820	800	960	1110	620	800	720	800
62/20	200 kg	830	730	1200	1070	1060	720	1200	620	1200
MDL3	300 kg	1000	1000	1200	1240	1330	900	1200	900	1200

Some of the above dimensions can be varied to suit your individual requirements by modification of stock models or by special manufacture.

Please, contact us for details

Daldoss Design

The **Microlift** is fully designed and developed in our state of the art manufacturing and testing facilities at Pergine Italy to meet the exacting requirements of current European norms and regulations (98/37/EC - Machinery Directive; EN 81.3:2000). This product is designed with the following maximum capabilities:

- More models with different car dimensions
- Possibility of car heating system with thermostat

These features have been especially modified to align with AS 1735.4 as out lined in this brochure, to suit the requirements of the Australian Standards.

Daldoss is continually developing and improving the **Microlift** range and reserves the right to alter specifications and dimensions without prior notice.

Guarantee and maintenance

One of the principal objective of Daldoss, as a customer focused company, is the establishing of lasting business relationships with its customers, based on mutual trust and satisfaction.

All **Microlift** models are supplied with 12 months guarantee valid from the date of the handover of the installation.

Daldoss and Liftronic can provide a maintenance service covering the whole operational life of the lift.





More than a MRL:

a high quality, affordable lift for all low and medium rise, single/multiple residential or commercial applications. A totally contained structure supported traction lift which can be installed in almost any location. Building costs are reduced as load bearing walls and lift motor rooms are not required.

The D°One also features low electrical consumption and reduced on-going running costs. Capacity ranging from 250 kg to 630 kg and speed up to 1.0 m/sec.

D°One



The compact hydraulic passenger lift with capacity ranging from 180 kg to 550 kg and speeds up to 0.5 m/sec. Also available with 200 mm pit, 2600 mm headroom and optional structure supported frame for both internal and external applications. The lift can be equipped with automatic or semi-automatic doors, an ideal solution for existing buildings. EasyLife, the lift for the impossible spaces.

EasyLife



Hydraulic lifting platform with capacity of 250 and 350 kg. Available with 100 mm pit, 2450 mm headroom and with structure supported frame both for internal and external applications. Ideal for private residences.

Level²



The goods only hoist, with capacity ranging from 500 kg to 1500 kg. The Microfreight only requires a minimal pit or a small ramp. Always with structure supported frame and suitable for installation in almost any location. An ideal solution for Warehouses, Industries, Supermarkets and other Retail outlets. Suitable for transportation of goods on pallets.

Microfreight

Other Daldoss products

The Daldoss Group now operates in five continents, by way of partnerships with its own subsidiaries or with exclusive partners like Liftronic. Since Daldoss was launched, more than 100,000 units have been built and sold around the world.

In addition to our employees, Daldoss make use of the many high level technical collaborations with experts from research institutes, universities and our exclusive partnerships.

Liftronic Pty Limited

ACN 002 886 213

ABN 99 002 886 213

W - www.liftronic.com.au

E - sales@liftronic.com.au

SYDNEY - HEAD OFFICE

Unit 6, 153 Beauchamp Road
MATRAVILLE NSW 2036
PO Box 75
BOTANY NSW 1455
T +(612) 9666 3922
F +(612) 9666 4507

BRISBANE

29 Canberra Street
HEMMANT QLD 4174
PO Box 417
HAMILTON QLD 4007
T +(617) 3890 0522
F +(617) 3890 0722

MELBOURNE

640 Somerville Rd
SUNSHINE WEST VIC 3020
PO Box 1195
ALTONA GATE VIC 3025
T +(613) 9311 6663
F +(613) 9312 6663



Daldoss Elettrotecnic S.p.A.

Italy

Località Cirè
38057 Pergine Valsugana (Tn)
Phone: +39 0461.51.86.11
Fax: +39 0461.51.86.54

www.daldoss.com



Sydney Head Office



Brisbane Office



Melbourne Office



DALDOSS
PASSENGER & GOODS LIFTS

In partnership