



Instant Architectural Drainage

URBAN Series Shower Grate


Designer stainless steel modular drainage system, developed for easy specification and fast trouble free installation. The standard size modular components simply fit together in lineal lengths to create the perfect architectural channel drain. The flexibility of singular or multiple outlet positions can cater for all drainage applications.

The 4 different grate styles of the URBAN range allow for the ultimate flexibility in use in every design situation. From the Heelguard wedge wire linear look to the discrete tile insert, the ultra modern Quattro, and the attention grabbing polished top. The URBAN series is a complete component kit which allows for the channel to be used at it's full length, shortened to suit smaller applications or two or more kits can be easily extended with the use of the joiner plates.

- 1 Base channel 1215mm long to suit a 75mm wide grate
- 2 Heelguard wedge wire grate 75mm wide 1215mm long
- 3 Quattro punched stainless steel grate 75mm wide 1215mm long
- 4 Tile Insert Tray 75mm wide x 1215mm long
- 5 Polished top grate 75mm wide x 1215 long
- 6 Spigot outlet, end caps, epoxy adhesive and silicone sealant.

URBAN SERIES

Stainless Steel Shower Grates



Heelguard by
W.E.T.T.
 solutions

www.wettsolutions.com.au

**Architectural Stainless
 Steel Specialist**



URBAN series

Instant Architectural Drainage

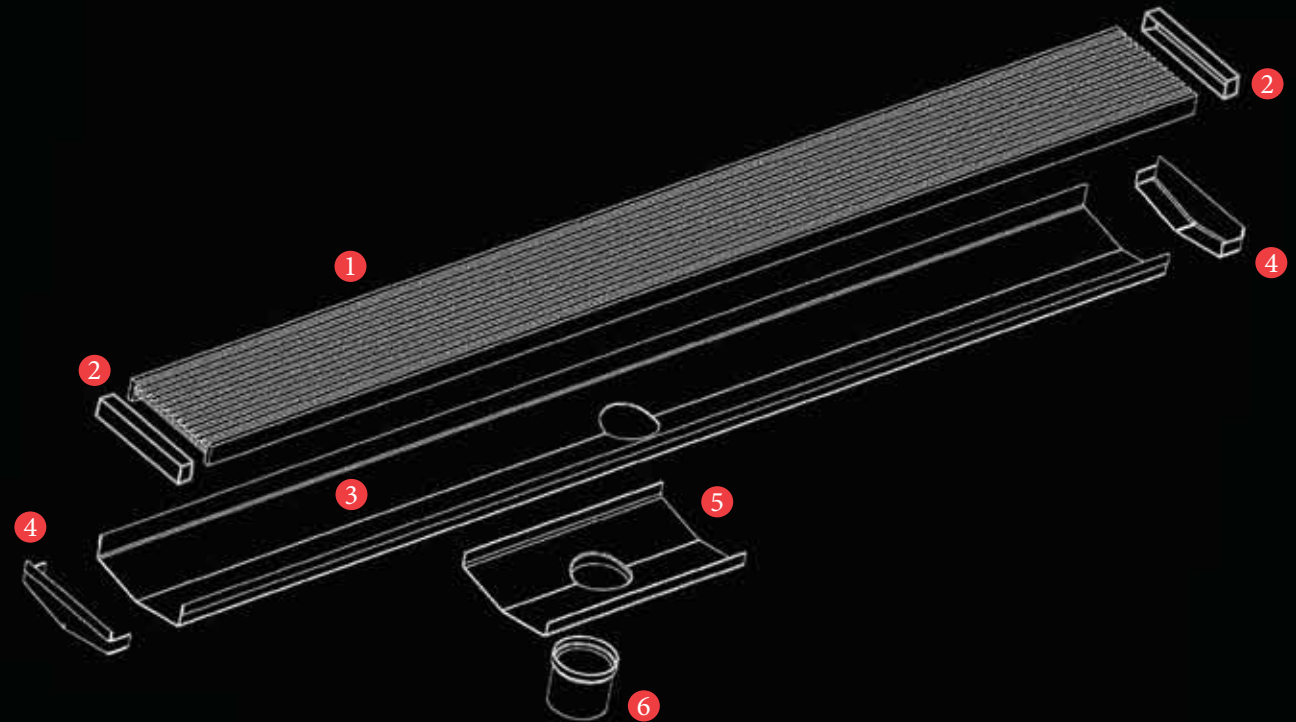
The highest quality off-the-shelf stainless steel drainage system, developed to create the ultimate in flexibility of design and for easy fast trouble free installation.

The 3 widths of channels come in standard size modular components that simply fit together in lineal lengths to create the perfect architectural channel drain.


URBAN is a kit system and includes all the components as well as epoxy glue and silicone sealant to ensure that you can assemble and install the drain simply and quickly.

Simply decide on the Architectural finish of the style of grate, measure the length of the channel run, and outlet location (more than one outlet can be installed if required), Then cut the channel if required and drill out the outlet hole, file the cut edges and then glue the end caps and outlet plate into position. Finally measure and cut the grate to length. Now your channel drain is ready to install.

- 1 316 Grade Stainless Steel Heelguard Grate.
- 2 Optional end cap for grates 2 per kit.
- 3 Base channel 1215mm long to suit all 4 grate options.
- 4 Stainless steel folded end caps 2 per kit.
- 5 Outlet plate 200mm long.
- 6 Spigot outlet 43mm dia. and 76mm dia.



Grate Sizes



*The Highest Quality 316 Grade Stainless Steel,
That Is Easy To Assemble*



ATS 5200.040:2005
Cert 23100
SAI GLOBAL