
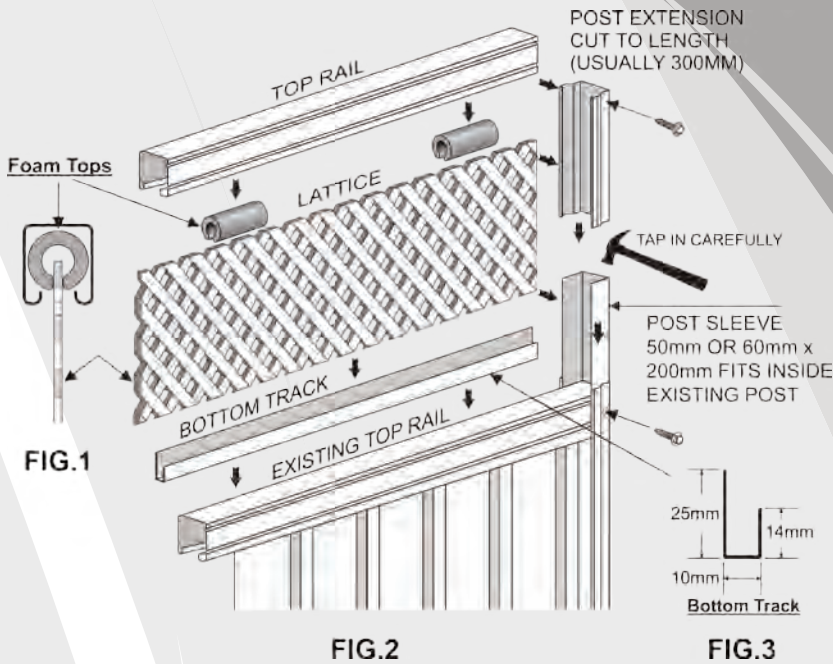


Attractive • Durable • Superior

Covascreen *lattice*

Fence Extension System



**FOUR
EASY
STEPS**

Existing Fence



*From
This*

STEP 1 Add post extensions (FIG.2)

NOTE: For new fences allow for longer posts and avoid the need for extensions.

STEP 2 Fix bottom track (FIG.3) to existing top rail with small screws

STEP 3 Place lattice into position with 4 foam tops on the top edge (FIG.1)

STEP 4 Fix new top rail

*To
This*



This innovative Fence Extension System (FES) makes lattice extensions to colourbond panel fences a breeze. The FES saves time and money, and provides a superior look.

The Covascreen FES Advantage


- Quick and easy to install
- Accommodates different heights
- Accommodates tapered panels
- No Rattling
- Highly cost effective
- Longer panels can be catered for by using the 'H' - Panel Joiner (FIG.5)
- 5 lattice styles - Up to 7 colours available



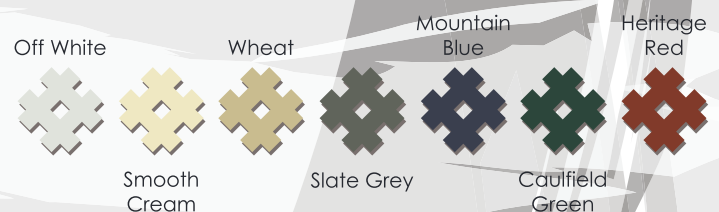
FIG.4



Styles - Colour Availability



Colour Range



For your your nearest stockist call:

1800 55 66 22