



## ACOUSTIFLEX® PL5/15 ACOUSTIC PIPE LAGGING

A quiet environment is mandated by the Building Code of Australia for residential apartments, hotels, motels, aged care buildings, townhouses and other attached buildings. Acoustiflex® PL5/15 pipe lagging is designed to contain the intrusive noise generated by the turbulent flow of waste-water through piping and fittings.


Acoustiflex® PL5/15 pipe lagging comprises a noise barrier to contain pipe-wall vibrating noise and a high density sound absorber for the wastewater stream noise. This bonded double layer of heavyweight, but flexible acoustic insulation is housed within a heavy duty reinforced aluminium foil casing. Acoustiflex® PL5/15 is available with a choice of a flat or convoluted sound absorber.

Acoustiflex® PL5/15 has been rigorously tested by NATA and CSIRO laboratories and meets the requirements of the Building Code of Australia. For RW ratings of 30 and 45, product should be correctly installed (preferably by a professional installer) in conjunction with 13mm plasterboard.

The flammability rating of Acoustiflex® PL5/15, according to AS 1530.3, is rated zero in all four indexes of ignitability, spread of flame, heat evolved and smoke developed.

The special construction of Acoustiflex® PL5/15 combines mechanical strength with exceptional flexibility offering significant time savings during installation.

Acoustiflex® PL5 is unaffected by water, will not delaminate and will perform continuously over the life of the building without any degradation of acoustic performance.



*Acoustiflex® PL5/15 lines the Sydney World Tower*

Grd Flr 6A Nelson St  
Annandale NSW 2038  
Australia

Ph: 1300 722 825  
+61 2 9550 2900  
Fax: +61 2 9550 5665


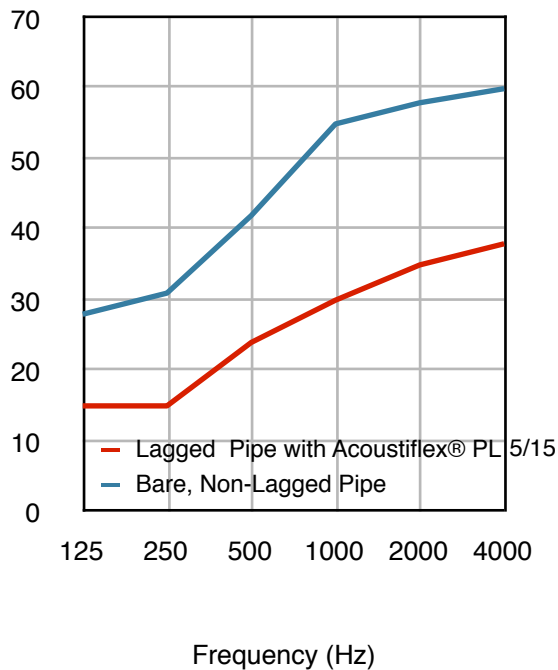
info@acoustica.com.au

www.acoustica.com.au

# ACOUSTIFLEX® PL5/15

## ACOUSTIC PIPE LAGGING INSTALLATION

Sound Transmission Loss (dB) for Acoustiflex® PL5/15



**Approved Form of Application to achieve:**  
Rw 30 - Lag pipes with Acoustiflex® PL5/15

Rw 45 - Lag pipes with Acoustiflex® PL5/15  
Install a suspended ceiling consisting of 1 layer of 13mm plasterboard with 85mm thick Tontine TSB5 insulation laid over the entire ceiling. Ensure a minimum separation of 75mm between the waste pipe and the plasterboard ceiling.  
Rw 45 + Ctr - install as above but add 2 x 13mm plasterboard.

**Example Formula for amount required**

Width of Acoustiflex® PL5/15 to go around the pipe will be given by the following formula:

$$W = \pi \times (OD + [2 \times T]) + 50 \text{ mm overlap}$$

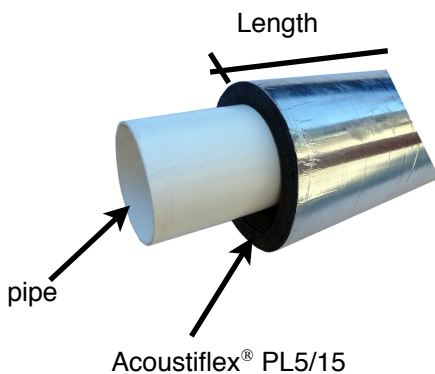
Where  $\pi = 3.14$

OD = outside pipe diameter

T = Acoustiflex® PL5/15 thickness

Measure the diameter and total length of the pipe to be insulated. Wrap Acoustiflex® PL5/15 around the pipe overlapping by 50mm and tape with an appropriate reinforced aluminium tape (available on request).

All joints must be tightly butted and sealed in order to ensure a good seal.



Grd Flr 6A Nelson St  
Annandale NSW 2038  
Australia

Ph: 1300 722 825  
+61 2 9550 2900  
Fax: +61 2 9550 5665

info@acoustica.com.au

www.acoustica.com.au



acoustica®

the quiet Australian