

CDA Louvre Solutions

By CDA Products

L200


Louvre Window System



“Control your environment”

L200 Louvre Accessories

Aluminium Louvre blade



102 & 152 x 6mm

Timber Louvre blade



102 & 152 x 13.5mm

Aluminium Louvre blade



102 & 152 x 13.5mm


Glass Louvre blade



102 & 152 x 6mm



Light Mullion



Medium Mullion

Weather Bar
(Includes Seal strip)



Key Lock



Remote
Handle



Easy use grip

L200 Louvre Colours

The louvre system can be colour matched to suit the needs of the end user.

Louvre Gallery Colours

Channel

Anodised Colours

- Clear Anodised
- Black Anodised
- Bronze Anodised

Powder Coat Colours

- Black
- Pearl White
- White Birch
- Stone Beige
- Primrose
- Paperbark
- Deepocean
- Ultra silver
- Woodland grey

Clips &

Handle Grips

- Black
- White
- Off White
- Grey
- Beige

Louvre Window Colours

Frame

Anodised Colours

- Clear Anodised
- Bronze Anodised

Powder Coat Colours

- Black
- Pearl White
- White Birch
- Stone Beige
- Primrose
- Paperbark
- Deepocean
- Ultra silver
- Woodland grey

Glass Blade

- Clear
- Grey
- Clear - Obscure
- Grey - Obscure
- Energy green

Timber Blade

- Western Red Cedar
- Kwilla

Aluminium Blade

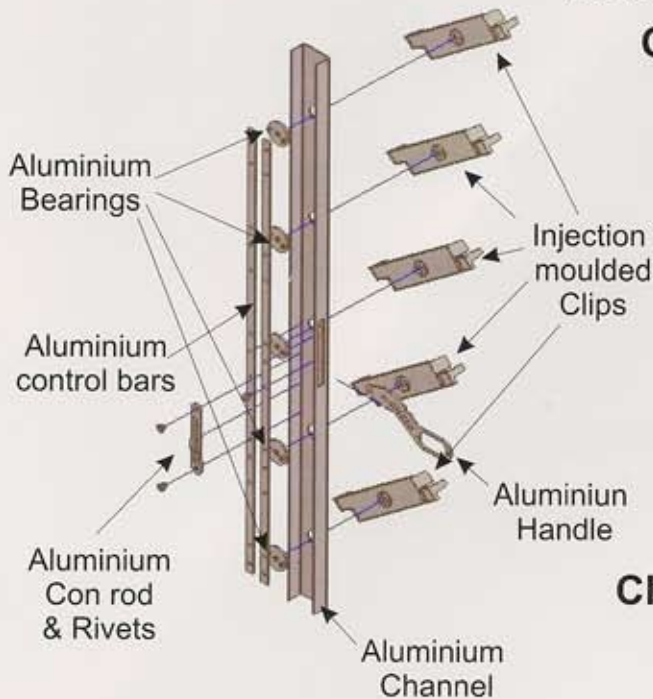
- Powder Coat Colours
- As per frame list.
- Timber Grain Colours
- Western Red Cedar
- Snow Gum
- Mahogany

The above colours are a sample of our colour range please contact us for the complete list

L200 Louvre Construction

"It's on the inside that counts"

Anatomy of a louvre



Channel

Extruded Aluminium
To a design that will fit most louvre window frames.

Operating Bars

Extruded Aluminium
Aluminium Rivets connect the Operating bars to the bearings and control handle.

Operating Handle

Aluminium
Handle is coverd with UV-Resistant injection moulded comfort grips.
Handle designed to allow a multitude of accessories.

Pivot Bearings

Cast Aluminium
The design of the bearing allows for an interlocking hold on the clip, ensuring a tight fitting connection

Clips

Injection moulded polypropylene
To a design that when fitted to the channel creates a truly effective weather tight seal.
Clips accept either 6mm or 13.5mm thick blades

L200 Louvre Window Suites

Louvre windows are back in fashion with architects, Builders & home owners. Louvre windows not only look good they are also very functional in controlling the environmental elements in your or building.


CDA Louvre solutions offer two very strong and versatile window suites.

48mm Suite

A narrow style window suite for residential or commercial applications

125mm Suite

A screenable window suite for residential or commercial applications



L200 Louvre Gallery Height Chart

152mm Height Chart

Blades	Height	Controls
2	305	2
3	445	3
4	584	4
5	724	5
6	864	6
7	1003	3,4
8	1143	4,4
9	1283	4,5
10	1422	5,5
11	1562	5,6
12	1702	6,6
13	1842	4,4,5
14	1981	4,5,5
15	2121	5,5,5
16	2261	5,5,6
17	2401	5,6,6,
18	2540	6,6,6
19	2680	4,5,5,5
20	2820	5,5,5,5

102mm Height Chart

Blades	Height	Controls
3	292	3
4	381	4
5	469	5
6	559	6
7	648	7
8	737	4,4
9	826	4,5
10	914	5,5
11	1003	5,6
12	1092	6,6
13	1181	6,7
14	1270	7,7
15	1359	5,5,5
16	1448	5,5,6
17	1537	5,6,6
18	1626	6,6,6
19	1715	6,6,7
20	1803	6,7,7
21	1892	7,7,7
22	1981	5,5,6,6
23	2070	5,6,6,6
24	2159	6,6,6,6
25	2248	6,6,6,7
26	2337	6,6,7,7
27	2426	6,7,7,7
28	2515	7,7,7,7
29	2604	5,6,6,6,6
30	2693	6,6,6,6,6



For your nearest distributor contact

* Manufactured for the Australian Environment

* Independantly tested to Australian Standards

* CrimSafe™ Security screens Available

CDA Products Pty Ltd

or **1300 CDA PRO**
(232 776)

info@cdaproducts.com.au
www.cdaproducts.com.au

Brisbane & Townsville