



outdoor living is your passion.

ours, too.



A photograph of a wooden deck with a chair and a person's hand. The chair is made of dark wood with a white seat and backrest, and a red blanket is draped over it. The deck is made of light-colored wooden planks. A person's hand is visible on the right side, resting on the deck. The background shows a garden with green plants and a stone wall.

## why TimberTech?

### **Life's different out here.**

One step through the door and you feel it. It's more personal, less stressful. Away from the TV and video games. Where talking takes the place of texting, nature provides the backdrop, and neighbours are welcome to sit a while. As comfortable for a lazy Sunday coffee as for a crazy Saturday barbeque, more memorable moments.

We get it. It's why we're a leading innovator in composite decking - and have been for years. Day after day, we imagine unrivalled combinations of styles and mix-and-match options - then bring them to life. All to help you create a space that's as beautiful as it is functional - and as easy to design as it is to care for.

The ultimate in low-maintenance living - with a 25 year warranty that proves our dedication to perfection.

High performance decking. Low maintenance living.



**It's our passion.**

TimberTech decking, and accessories are all crafted with strict attention to striking a sustainable harmony between quality, design, processes and the environment.

Unlike traditional wood decking, TimberTech composite products don't require regular application of paint, sealers or stains. And, because composite products promise such long-lasting, low-maintenance durability, they dramatically reduce the wasteful cycle of repair and replacement.

life's better out here  
- let's protect it





PAGE 4-5

**PVC**

XLM®

TROPICAL  
NATURAL



PAGE 6-7

**COMPOSITE**

RELIABOARD®

TRADITIONS



POLYMER DECKING

# XLM

TROPICAL - NATURAL



Decking in XLM Harbour Stone

## premium polymer decking

### So this is what stress free feels like.

One step through the door and you feel it. It's more than just a deck. XLM decking is engineered for premium performance - so you're guaranteed the ultimate in scratch, mildew and stain resistance. Our Flat Grain surface pattern comes in two stylish colour collections, each with a 25-year limited warranty.

That means you can feel good about its look through years of high traffic and hard weather. So, put your feet up or let your hair down? The choice is yours.

### Performance guaranteed

STAIN resistant

SLIP resistant

SCRATCH resistant

HIDDEN fasteners

XLM meets Bushfire Attack Level 29 as per AS1530.8 for use in bushfire prone areas



RESIDENTIAL WARRANTY

2300000KWH, our reduction each year of electrical consumption since 2009



CONCEALoc hidden fastener system



tropical

Decking in XLM Harvest Bronze and Walnut Grove



Decking in XLM River Rock

natural




HARBOUR STONE



HARVEST BRONZE



WALNUT GROVE



MOUNTAIN CEDAR



RIVER ROCK



SANDRIDGE

## tropical

These appealing hues bring out the exotic beauty in all of your surroundings - from grass to gardens, bush to water. Choose from the light and airy aesthetic of Harbour Stone all the way to the striking, deep tones of Walnut Grove.

Product size 138 x 25mm, length 4.8 and 6.0m.  
Joist centres maximum 450mm. Solid and grooved.  
CONCEALoc hidden fastener system available.

XLM's unparalleled mildew resistance makes it great for near-water applications, pools and spas.

And the end of its life, XLM can be recycled through standard plastic recyclers.



## natural

Pure, earthy and subdued, this collection of tones blends harmoniously with your environment - giving you freedom to design and complement your space with a broad range of primary colours and tones.

Not much of a green thumb? No worries - plant ornamental grasses and succulents that can weather drought and neglect while still looking great.



COMPOSITE

# RELIABOARD

TRADITIONS



Decking in Reliaboard Grey

## budget wood-plastic composite decking

### Your own private getaway.

No need for a secluded island. Not when you're surrounded by all the natural beauty of traditional composites – right outside your doorstep. These practical decking options are designed for the value-conscious customer, whether you're looking for beautiful, slip-resistant surfaces or a lifetime of low maintenance. Say goodbye to painting, sealing and staining.

Say hello to the good life.

### Value based performance

COST effective

TOP fix

RECYCLED plastic

RECLAIMED plastic

48 million kgs of post industrial wood flour and post consumer plastic is used each year to make our composite decking



reliaboard



GREY

CEDAR

## reliaboard

---

Value-conscious homeowners choose Reliaboard for its traditional, wood-like look and worry-free low maintenance. With such a surprisingly affordable alternative, there's simply no reason to settle for staining, sealing, splinters and annual upkeep.

Product size 138 x 23mm, length 4.8m.

Traditional wood plastic composite decking utilises recycled plastics and reclaimed maple and oak wood fibre.

# TIMBERTECH INSTALLATION GUIDELINES

For full installation guidelines, visit [www.compositedecking.com.au](http://www.compositedecking.com.au)

## XLM Decking

138 x 25mm Grooved or Solid in 4.8m or 6.0m lengths

## Reliaboard Decking

138 x 23mm Grooved or Solid in 4.8m lengths

## Tools Required

TimberTech planks can be installed with standard wood working tools as it is easily cut and shaped. When cutting XLM planks with a circular saw it is recommended that a thin kerf 40-tooth alternate top bevel finish blade be used to achieve the cleanest cuts. For a power mitre saw a fine finish alternate top bevel blade is also recommended. When working with TimberTech products be sure to wear the correct protective equipment.

## Joist spacing on centre – 4KPa load

Plank Angle	90°	30°	45°
Reliaboard	450mm	300mm	300mm
XLM maximum span	450mm	300mm	300mm
XLM best span	400mm	300mm	300mm

## Fastening Grooved Planks

Use TimberTech CONCEALoc stainless steel Hidden Fasteners. Follow the directions in the CONCEALoc box, clips are painted brown.

- **Softwood Joist:** Use Standard installation procedure for CONCEALoc.
- **Hardwood Joist:** Pre drilling of the screws may be required to prevent screw shear unless using the CONCEALoc gun to apply CONCEALoc fasteners.
- **Steel Joist:** Use standard installation procedure for Black Hawk hidden fasteners. [www.blackhawkfasteners.com.au](http://www.blackhawkfasteners.com.au)

## Fastening Solid Planks

Fasteners should be installed perpendicular to the deck surface and driven flush; DO NOT overdrive or splitting/stretching may occur.

- Fasten 19mm from outside edge and end of each plank, using two screws per joist including end joists.
- Use a minimum #8 x 60mm flat or bugle headed stainless steel screw (or screws compliant with Australian Standards), driven flush with deck surface. Pre-drilling and countersunk holes must be provided for these screws. Use of composite decking screws may eliminate the need for pre-drilling. Test a sample to ensure adequate performance and desired appearance.
- Steel Joist – Pilot holes for screws through the plank are to be 1mm bigger than the screw thread, winged-tek screws are not recommended.
- DO NOT nail XLM planks.
- Boundary boards on edge are required to be fixed every 600mm.

## Stair Installation

- Stair stringers are to be set at a maximum of 250mm centres.

## Bush Fire Installation - XLM only

Prior to construction check with local authorities for building requirements in bush fire prone areas.

- Bushfire Attack Level (BAL) 29, 19 or 12 only
- Tested by Exova Warrington fire to AS1530.8

## Black Hawk joist tape

Black Hawk adhesive joist tape is recommended on steel joists to prevent rubbing and create a cushion between the surfaces.

## Butt joints blocking

Butt joints require a block to be added to the side of the main joist to allow the fastener to be placed 19mm from the end of each board (or 2 CONCEALoc clips, one per board).

## Slip Resistance

TimberTech XLM offers exceptional slip resistance (W, R11, Class B).

TimberTech Reliaboard offers Y, R11.

## Gapping Requirements

0°C and below	1-24°C	25°C and above
4mm	3mm	2mm

- Deckmate spacing tool is recommended to give perfect gapping.
- Gap planks 3 to 5mm side-to-side.
- Allow 5mm minimum gap where deck meets adjoining structures.
- End to end gapping guidelines for various temperature ranges:

## Expansion and Contraction

TimberTech XLM deck planks will experience expansion and contraction with changes in temperature. Expansion and contraction are most significant where extreme temperature changes occur. Fastening the deck planks according to the gapping requirements noted in the table will accommodate for this movement. Changes in length are most significant during the installation process, and should be accounted for if working in extreme temperatures. For example, if planks are cut to length during a hot afternoon and left overnight before installing them the next morning when it is cooler they would have contracted in length. Another example would be storing and cutting your planks in the shade and installing them in direct sun. Chances are, you will notice a certain amount of contraction. The best way to minimize this problem is to fasten your planks as soon after cutting as possible.

**Clearances:** Ventilation is important, therefore a cavity is required between the underside of the TimberTech deck and the surface below.

- Concrete or similar - 50mm clearance
- Dirt or similar - 150mm clearance

## Cantilevering:

TimberTech decking can be cantilevered a maximum of 25mm.

**Static Electricity:** Static build-up is a naturally occurring phenomenon that can occur with many plastic products. It could occur with TimberTech products under the right environmental conditions.

**Rubber Mats:** TimberTech does not recommend the use of rubber or vinyl products (welcome mats, planters, etc.) on XLM deck planks. A reaction can occur that causes discolouration of the decking under the rubber/vinyl product. This is a common caution for vinyl decking products. TimberTech recommends unbacked natural fibre mats.

**Colour and Grain Patterns:** XLM deck boards are designed to mimic the look of real wood, and like real wood, there will be a slight difference in colour and grain pattern from board to board. This is intentional and part of the manufacturing process, giving TimberTech decking the most realistic and wood-like appearance possible. This variation is purely aesthetic and does not or will not affect the performance of the product. Our deck boards are designed to naturally weather over time. Most of the weathering process will take place within the first year of the deck's life.

**Glue:** DO NOT use glue or caulk to fasten XLM planks or to seal the joint between two planks and any other surface. This will inhibit the natural expansion and contraction of the planks and will impede the drainage of the deck.

**Routing:** TimberTech XLM SHOULD NOT be routed, aside from routing a groove in the side of solid planks for start/stop of CONCEALoc.

**Intended use:** TimberTech decking is NOT intended for use as structural members of the deck.

**Cleaning:** It is recommended to clean your TimberTech regularly with a composite deck cleaner or similar to keep your deck looking good.

Warranty and care information refer to [www.compositedecking.com.au](http://www.compositedecking.com.au)

Distributed by Sydney 02 8805 5000 Brisbane 07 3718 5700  
ITI (Australia) Newcastle 02 4953 7666 Townsville 07 4774 2098  
Melbourne 03 9392 8400 Perth 08 9331 3711  
Adelaide 08 8347 7011

Available from:

