



Laminex®
Inspire your space



Kitchens and Bathrooms

Colour | Schemes



Courtesy of Metricon



To get this look use:
 Feature wall → Dulux Classic Suede.
 Main walls → Dulux Natural White W B1.
 Ceilings → Dulux Vivid White W B12.
 Benchtops → essa stone Green Tea.
 High cupboards → Laminex Ash White.
 Low cupboards → Laminex White.
 Island bench → Laminex Deep Sea.

Choosing your new kitchen & bathroom

Colour confidence

Choosing the perfect colour scheme for your new kitchen or bathroom can be daunting but help is at hand. The best place to start is right here using Dulux and Laminex colour schemes followed by picking a selection of colour chips.

The Dulux and Laminex colour schemes are also a great help in choosing the perfect mix of colours for the rest of your home.



COLOUR CONSULTANCY SERVICE → Call 13 25 25



It is always important to remember that colours can appear to change in larger areas and under different lights. Dulux Colour Solutions® Sample Pots are a great way to help test your paint colour selection.

Dulux Henna Red TR * A64, Dulux China White W B15, Dulux Ecru W A189





Making the right choices

Paint

When choosing paint for your new kitchen or bathroom it's important to select a paint that will deliver moisture resistance and superior washability. Dulux Wash & Wear® Kitchen & Bathroom with Mouldshield®+ Anti-Bacterial technology not only delivers the best washability but it is mould, bacteria and scuff resistant as well. It's also a Dulux Eco-Choice® paint which means it's low in VOCs (Volatile Organic Compounds) so it creates less air pollution and has almost no paint smells. By choosing Dulux Wash & Wear Kitchen & Bathroom you can be sure you're making the right choice for your walls and your family. With over 1000 colours there's a colour palette that's right for you.

Cabinets, cupboards and benchtops

It's essential to keep kitchen and bathroom surfaces hygienic therefore you need to choose surfaces that are easy to clean time and time again. Laminex® surfaces are easy to maintain, cost-effective and provide excellent resistance to moisture and scratching. With a fully integrated colour palette across a complete range of laminates, surfaces and cabinet doors Laminex is the best choice for your new kitchen or bathroom. If you prefer a contemporary stone benchtop, essa® stone is remarkably durable and virtually maintenance free. Created with the latest engineering technology, essa stone has a beautiful colour palette that is naturally at home with Dulux and Laminex colours in any kitchen or bathroom.



For accurate paint colour select colour chips from the Dulux colour wall at your nearest paint store.

Choose your Laminex colours on line at laminex.com.au or at a Kitchen & Bathroom decorating centre.



To get this look use:
Walls → Dulux Off White W B13. Benchtop → Laminex Espresso. Cupboards → Laminex Waxed Oak



Dulux colour co-ordinated with Laminex and essa stone finishes.



Design Tip

Create interest with colour and different materials in the kitchen.

Timber floors are a 'softer' warmer surface than tiles.

Natural Essence

Providing an elegant backdrop, whites and neutrals are timeless in scheming and easy to coordinate with timber, furnishings and accessories. To liven up your natural colour combination, add a splash of bold or bright colour. Colours from this palette can be updated or interchanged simply by adding a feature wall colour and/or texture.

The colours in this palette can be used as alternate colours for any of the Natural Essence schemes.



COLOUR CONSULTANCY SERVICE → Call 13 25 25

Feature Wall → Dulux Tristan D. Main walls → Dulux Hog Bristle Quarter W A180. Benchtops → essa stone Crystal Salt. Cupboard doors → Laminex Polar White. Island bench insert → Laminex Seasoned Oak.

To get this look use: Benchtop & cupboards → Laminex Satin Heartwood.



Courtesy of Metricon



To get this look use:
 Feature Walls → Dulux Blind Date W A143. Main Walls → Dulux Limed White W A168.
 Ceiling/Trims → Dulux Limed White Quarter W A168. Splashback → Dulux Domain D A224.
 Colour nearest to Floor Tiles → Dulux Oyster Linen W A215. Benchtops → essa stone Pashmina.
 Cupboards → Laminex Young Beech. Drawers → Laminex White.

Design Tip

Coloured backed glass splashbacks give a clean streamlined look to kitchens.


Schemes



Benchtop: essa stone Pashmina




Scheme pictured: Dulux Blind Date W A143 → Dulux Limed White W A168
 → Dulux Limed White Quarter W A168



Drawers: Laminex White



Cupboards & Island bench:
 Laminex Young Beech




Alternate scheme: Dulux Self Destruct W A179 → Dulux Hog Bristle Half W A180
 → Dulux Hog Bristle Quarter W A180



Floor to match: Dulux Oyster Linen W A215



Splashback: Dulux Domain D A224



Alternate scheme: Dulux Antique D A215 → Dulux Handmade Linen Half W A213
 → Dulux Whisper White W B18



To get this look use:
Feature Wall → Dulux Olive Leaf D A239. Main Walls/Ceiling/Trim → Dulux Antique White U.S.A. W B17
Colour nearest to Wall → Dulux Tapestry Beige W A167. Flooring → Brushbox. Benchtops → essa stone
Cairo. High Cupboards → Laminex Ash White. Low Cupboards → Laminex Pewter.

* Chromamax® Pigment®


Design Tip

Timber can set the tone in the kitchen and bathroom.


Schemes




Benchtop: essa stone Cairo




Scheme pictured: Dulux Olive Leaf D A239 → Dulux Antique White U.S.A. W B17



Cupboards: Laminex Ash White



Cupboards & Island bench: Laminex Pewter




Alternate scheme: Dulux Henna Red TR * A64 → Dulux Berkshire White W B3



Floor: Brushbox



Colour to match wall tiles: Dulux Tapestry Beige W A167



Alternate scheme: Dulux Ceylonese UD A167 → Dulux Natural White W B1




To get this look use:
 Main Walls/Ceiling/Trim → Dulux Natural White W B1. Colour nearest to Bath Tiles → Dulux Tapestry Beige W A167.
 Colour nearest to Floor Tiles → Dulux China White W B15. Benchtop → Laminex Charcoal.
 Cupboards → Laminex Young Beech.

Design Tip

Use towels to bring in splashes of colour to the bathroom.

Schemes




Benchtop: Laminex Charcoal



Cupboards: Laminex Young Beech




Scheme pictured: Dulux Natural White W B1




Floor to match: Dulux China White W B15



Tiles to match: Dulux Tapestry Beige W A167



Alternate scheme: Dulux Vivid White W B12



Alternate scheme: Dulux Hog Bristle Half W A180



Check your colour using a Dulux sample pot available from your nearest paint store. Brush out a one metre² section and check it at different times of day!

Dulux colour co-ordinated with Laminex and essa stone finishes.

* Chromamax® Pigment®



Urban Edge

Design Tip

Integrate living and dining areas with the kitchen through the same colour scheme.

Comprising of deep, rich tones through to earthy mid browns and lighter beiges, these colours are perfect for combining today's contemporary furnishing styles and any home fashion accessories. To give your room that urban mood try using a deep or darker colour on one or even two walls in your space.



COLOUR CONSULTANCY SERVICE → Call 13 25 25

The colours in this palette can be used as alternate colours for any of the Urban Edge schemes.

Main walls → Dulux Vivid White W B12. Cupboards → Laminex Bronzeworks. Low cupboards → Laminex Ash White. Bookshelves → Laminex Sublime Teak.

To get this look use:
Benchtop → essa stone Purity.
Cupboards → Laminex Espresso Ligna.



Courtesy of Metricon



To get this look use:
 Feature Wall → Dulux Knapsack D A203. Main Walls → Dulux Tuft W A203. Ceiling/Trim → Dulux Vivid White W B12.
 Colour nearest to Splashback → Dulux Guitar EB * A127. Colour nearest to Floor Tiles → Dulux Hog Bristle Half W A180
 Benchtops → essa stone Pearl Fondant. Cupboards → Laminex Nocturne Oak. Island Bench → Laminex Espresso.

* Chromamax® Pigment®

Design Tip

Ensure your refrigerator and stove are in proportion to the kitchen space.

Schemes




Benchtop: essa stone Pearl Fondant




Scheme pictured: Dulux Knapsack D A203 → Dulux Tuft W A203 → Dulux Vivid White W B12




Cupboards: Laminex Nocturne Oak



Island bench: Laminex Espresso




Alternate scheme: Dulux Beige Royal W A192 → Dulux Beige Royal Half W A192 → Dulux White On White W B22



Floors to match: Dulux Hog Bristle Half W A180



Splashback to match: Dulux Guitar EB * A127



Alternate scheme: Dulux Grand Piano W A204 → Dulux Grand Piano Half W A204 → Dulux Lexicon Quarter W B11

Courtesy of Metricon



To get this look use:
Feature Wall → Dulux Carmen Miranda TR * A88. Main walls/Ceiling/Trim → Dulux White Duck Quarter W A216. Floor → Blackbutt. Benchtops → Laminex Charcoal. High cupboards → Laminex Swiss Pear. Low cupboards → Laminex Chamois

* Chromamax® Pigment®

Courtesy of Metricon



To get this look use:
Feature Wall → Dulux Deep Reed BY * A232. Main walls/Ceiling/Trim → Dulux Pale Tendril Quarter W A228. Colour nearest to Flooring → Dulux Snuggle Pie D A152. Benchtop → essa stone Platinum. Drawers → Laminex Hazelnut Wood.

Design Tip

Lighting should be a mix of function and mood.

Schemes



Benchtop: Laminex Charcoal



Cupboards: Laminex Chamois



Benchtop: essa stone Platinum



Cupboards: Laminex Hazelnut Wood




Cupboards: Laminex Swiss Pear




Floor: Blackbutt



Floor to match: Dulux Snuggle Pie D A152




Dulux Carmen Miranda TR * A88 → Dulux White Duck Quarter W A216



Dulux Deep Reed BY * A232 → Dulux Pale Tendril Quarter W A228



Benchtop & Cupboard: Laminex Waxed Oak




Scheme pictured: Dulux Birdseed W A149 → Dulux Natural White W B1


To get this look use:
Walls → Dulux Birdseed W A149. Ceiling/Trim → Dulux Natural White W B1.
Colour nearest to Flooring → Dulux Natural White W B1.
Colour nearest to wall tiles → Dulux Squirrel O * A118 & Dulux Natural White W B1
Vanity → Laminex Waxed Oak.




Tiles to match: Dulux Squirrel O * A118




Tiles to match: Dulux Natural White W B1



Alternate scheme: Dulux Oyster Linen W A215 → Dulux Antique White U.S.A. W B17



Floor to match: Dulux Natural White W B1



Alternate scheme: Dulux Foille W A248 → Dulux Grand Piano Quarter W A204

Design Tip

Large towel rails minimise stress.



Check your colour using a Dulux sample pot available from your nearest paint store. Brush out a one metre² section and check it at different times of day!

Dulux colour co-ordinated with Laminex and essa stone finishes.

* Chromamax® Pigment®



Charcoals & Greys

The colours in this palette can be used as alternate colours for any of the Charcoal & Greys schemes.

For those who seek a sophisticated and sleek ambience, this palette will achieve your desired mood.

These colours provide a dramatic backdrop and can be used in smaller portions or in large spaces. They can be used with powerful contrasting colours, such as reds or oranges to make a statement in your home. Varying shades of grey can also provide a neutral setting to allow for colourful artwork or for your treasured accessories to become the main focal point.

Design Tip

Include seating in your kitchen design to make it inviting for family and friends.

Large mirrors equal large reflections which can make the space look bigger.

Main wall/Ceiling/Trim → Dulux Vivid White W B12. Colour nearest to Flooring → Dulux Domino EB*. Cabinet and bi-fold doors → Laminex Polar White. Cabinet top → Laminex Ebony Marble.



Walls → Dulux White On White W B22. Benchtop → essa stone Wild Truffle. Splashback → Laminex Charcoal



Courtesy of Metricon



To get this look use:
Feature wall → Dulux Oceanic D A359. Main walls/Ceiling/Trim → Dulux Whisper White W B18.
Colour nearest to Flooring → Dulux Whisper White W B18. Vanity → Laminex Starlight.
Cupboards → Laminex White

Courtesy of Metricon




To get this look use:
Walls → Dulux Vivid White W B12. Glass splashback: → Dulux Snoop UD A383. Benchtops →
essa stone Pashmina. Cupboards → Laminex Burnished Wood


Schemes




Benchtop: Laminex Starlight



Cupboards: Laminex White




Dulux Oceanic D A359 → Dulux Whisper White W B18




Floor to match: Dulux Whisper White W B18




Benchtop: essa stone Pashmina



Cupboards: Laminex Burnished Wood



Dulux Snoop UD A383 → Dulux Vivid White W B12



Floor to match: Dulux China White W B15



Splashback to match: Dulux Snoop UD A383

Courtesy of Metricon



To get this look use:
Feature wall behind stove → Dulux Male Half W A156
Main walls → Dulux Male Quarter W A156
Ceiling & trim → Dulux Peplum Quarter W B28
Flooring → Dulux Lexicon Quarter W B11
Benchtops → essa stone Ebony Quartz
Cupboards → Laminex White.

Country Chic

It's an elegant and romantic look where everything is in its place. Classic tones invite old fashioned elegance back into the contemporary home. Embrace the warm and casual feel of Provence by combining different surfaces together. Stone benchtops, glass cabinets and rustic metal light fittings come together to create an environment with a strong French influence.



COLOUR CONSULTANCY SERVICE → Call 13 25 25


Design Tip

Add the contemporary touch to country style kitchens through appliances and seating.


Schemes




Benchtop: essa stone Ebony Quartz




Scheme pictured: Dulux Male Half W A156 → Dulux Male Quarter W A156 → Dulux Peplum Quarter W B28




Cupboards: Laminex White



Floor to match: Dulux Lexicon Quarter W B11



Alternate scheme: Dulux Lined White W A168 → Dulux Lined White Quarter W A168 → Dulux Lexicon Quarter W B11



Alternate scheme: Dulux White Duck W A216 → Dulux White Duck Half W A216 → Dulux Whisper White W B18



Courtesy of Metricon



Colour Splash

Bold and energetic, a splash of strong colour can brighten any room. Daring colour can define an individual's personality and function of space. There are endless ways of combining colours within this dramatic and adventurous palette these can be changed as the mood takes you. By using a strong colour you can instantly create a statement and add drama to your room.

Above right: To get this look use: Feature Wall → Dulux Mitchell Blue D A329. Main walls, ceiling, trim → Dulux White On White W B22. Colour nearest to Flooring → Dulux White On White W B22. Benchtops → essa stone Purity. Splashback → Laminex Black. Cupboards → Laminex Polar White Gloss.

Above left: Main walls, ceiling, trim → Dulux Lexicon Quarter W B11. Colour nearest to Splashback tiles → Dulux Tranquil Retreat W. Colour nearest to Flooring → Dulux Lexicon W B16. Benchtops → Laminex Ebony Macassar. Island Bench Drawers → Laminex Ebony Macassar. Island Bench Insert → Laminex Olympia Red. Cupboards → Laminex White. Cupboard Feature → Laminex Olympia Orange.

Design Tip

Pop colour works beautifully with neutrals, whites and blacks.


Schemes



Benchtop & Island bench drawers: Laminex Ebony Macassar




Benchtop: essa stone Purity



Cupboards: Laminex Polar White Gloss




Island bench insert: Laminex Olympia Red



Cupboards: Laminex White




Splashback: Laminex Black




Floor to match: Dulux White On White W B22



Cupboard Feature: Laminex Olympia Orange



Walls & ceiling: Dulux Lexicon Quarter W B11



Dulux Mitchell Blue D A329 → Dulux White On White W B22



Which paint where?

Interior walls

Dulux Wash & Wear® Kitchen & Bathroom

A moisture resistant finish with superior washability for wet areas such as bathrooms, laundries and kitchens. With Mouldshield® + Anti-Bacterial technology, Wash & Wear Kitchen & Bathroom is ideal for both walls and ceilings. Eco Choice™ and guaranteed mould resistance for 7 years. Available in Low Sheen and Semi Gloss.

Dulux Wash & Wear 101® Advanced™
Protects your walls with superior washability, actively repels stains and is scuff resistant. Wash & Wear 101® Advanced Eco Choice™ paint is low in VOC's, which means less air pollution and low odour. Low Sheen is perfect for hallways, family rooms and children's bedrooms. Flat is ideal for bedrooms and lounge rooms.

Feature walls

Dulux Suede™
Achieves a stylish flat finish that echoes the look of suede.

Dulux River Rock™
A flat finish that brings subtle texture with extra depth and dimension to walls.

Dulux Metallic™
An eye-catching, semi gloss finish that gives the appearance of precious metals.

Dulux Pearlustre®
A semi gloss finish that gives a rich satin appearance with extra sheen.



Walls
Dulux White Swan W B10

Ceiling
Dulux White Swan W B10

Ceilings

Dulux Once® Ceiling White
A flat finish that hides surface imperfections in one easy coat. Ideal for painting new ceilings.



Window frames, doors and trim

Dulux Aquanamel®
A water based interior and exterior enamel that dries to an ultra-smooth and hard wearing finish. Available in high gloss and semi gloss.

Dulux Super Enamel™
An oil based, tough, interior and exterior enamel available in high gloss and semi gloss.



Feature wall
Dulux Grainfield D A200

Benchtop
To get this look use:
essa stone Ebony Quartz

Cupboards
To get this look use:
Laminex Burnished Wood

Splashback
Dulux Grainfield D A200

Floor
to match Dulux White Swan W B10



Precoats

Dulux 1-Step™ Water Based Primer Sealer Undercoat
A water based precoat that has the convenience of being a primer, sealer and undercoat in one. Suitable for the complete preparation of interior and exterior surfaces.

Remember...

ONLY Dulux paint is formulated for tinting to the exact Dulux colours you select



The Eco Choice symbol is your guarantee that the Dulux paint you are selecting is more friendly for our environment. Eco Choice paint is lower in Volatile Organic Compounds (VOC's) which means less air pollution and less odour. So you can breathe easy knowing you are making the right choice for both your walls and your family.

dulux.com.au Dulux Customer Service → 13 25 25
laminex.com.au Laminex & essa stone Customer Service → 13 21 36

Dulux, Laminex and essa stone colours shown are as close as possible to actual colours. Always confirm your colour choice with Dulux Colour Chips, Dulux Colour Solutions Sample Pots, Laminex chips and essa stone samples. The colours of the photographs depicted in this brochure are as close to the Dulux, Laminex and essa stone ranges as photographic lighting and modern printing processes allow. Colour finish combinations are subject to availability. Colour/finishes shown are available at the time of publication, but may be withdrawn. Laminex dark colours and gloss finishes require more care and maintenance than light-coloured and lower-gloss surfaces.

©Dulux, Wash & Wear 101, Worth doing, worth Dulux, Eco Choice, Once, Colour Solutions, Aquanamel, NeverMiss and Mouldshield are registered trademarks.™ The dog device, Advanced, Colour Perfection, Eco Choice device, 1 Step and Super Enamel are trademarks. The Laminex Group. A division of Laminex Group Limited ABN 98 004 093 092. ©Laminex and essa stone are registered trademarks of The Laminex Group.

FSC is an independent, non-governmental, not for profit organisation established to promote the responsible management of the world's forests. Products carrying the FSC label are independently certified to assure consumers that they come from forests that are managed to meet the social, economic and ecological needs of present and future generations. Printed on FSC Certified Paper



Check your colour using a Dulux sample pot available from your nearest paint store. Brush out a one metre² section and check it at different times of the day!

***CP Chromamax® Pigment®**
These bases are pigment rich, delivering superior colour with exceptional hiding power.

Dulux Australia
1956 Dandenong Rd Clayton
Vic 3168 Australia
The Laminex Group
90-94 Tram Rd Doncaster
Vic 3108 Australia

