


LED DRIVERS

Soanar ELD24700 LED driver design was optimized to provide the constant current required to power the OSRAM OSOLON LED. The Efficiency of the Soanar LED driver has been recorded as high as 90%. This high efficiency results in minimal losses in the power conversion from AC to DC, meaning more light for your money.

- > Input power 220-240V AC 50/60Hz
- > Output 18-24V DC @ 700ma
- > AC & DC termination via 2-Pin Screw Terminals
- > Inrush current 8A (0.5ms)
- > Operating temp -10°C to +50°C, IP20
- > Non dimmable driver (Dimmable available June 2011)
- > Safety Standard AS/NZS61347-1, EN61347-1, IEC61347-2-13, IEC61347-1
- > EMC EN61547&EN55015 – Harmonics, EN61000-3-2,3, EN61000-4-2,3,4,5,6,8,11.
- > Safety and EMC Approvals for Australia, New Zealand, Singapore
- > Supplied with down light DL 90R and DL 90 G Series

To power the Ecolume DL128R, we turned to our partner Meanwell. The PLN-30-36-727 is an IP 64 rated LED driver providing a constant current of 700ma. With an Efficiency of 85% when converting from AC to DC.

- > Input power 90 – 295VAC 127- 417VDC 50/60Hz
- > Output 25.2VDC – 36VDC
- > Non dimmable driver
- > Inrush current up to 40A
- > Operating temp -10°C to +50°C, IP64
- > Safety Standard AS/NZS61347.1:2007, IEC 61347.2.13:2006
- > Safety and EMC approvals worldwide
- > Supplied with down light DL 128 R Series



THE ECOLUME DL SERIES IS POWERED BY OSRAM'S NEW OSOLON ThinGaN LED TECHNOLOGY.

The Osolon SSL is manufactured using the latest chip technology, ensuring a high luminous efficacy. At an operating current of 350mA this light source achieves a typical brightness of 110 lm in ultra-white (5700 and 6500 K), with a maximum possible luminous flux of 130 lm. At a color temperature of 3000 K it achieves a typical efficiency of 75 lm/W and a brightness of 85 lm. OSOLON can support constant currents of up to 1Amp. The Ecolume DL operates at 700 mA producing an impressive typical brightness of 140 lm @ 3000K for each OSOLON ThinGaN LED.



Energy Efficiency
for a Greener Environment.
BRILLIANT.



Apart from distributing Ecolume's Lighting products, Soanar Lighting Solutions works closely with lighting designers and manufacturers to help them incorporate and optimise LED technology in their new designs.

Soanar Lighting Solutions also have a complementary range of products to offer lighting designers, including lamp holders and power supplies just to name a few.



www.ecolumelighting.com
info@ecolumelighting.com



AUSTRALIA
T 1300 SOANAR (762627)
F +61 3 9724 0878

NEW ZEALAND
T +64 9 258 5133
F +64 9 259 4115

SINGAPORE
T +65 6271 8747
F +65 6481 5156

Soanar has offices across Australia, New Zealand, through out Asia and India.
Please go to www.soanar.com or call 1300 SOANAR for more information.

- Energy efficient down light replacement
- Low operating temperature
- Lower carbon emission
- Long life (50,000 hour)
- No Ultraviolet light emission

www.ecolumelighting.com

DL 90 G

15 WATT GIMBALED
100mm LED DOWN LIGHT



DL 90 R

15 WATT RECESSED
100mm LED DOWN LIGHT



DL 128 R

25 WATT RECESSED
140mm LED DOWN LIGHT



PRODUCT REF	HOUSING COLOR	CUT OUT/HOUSING SIZE	TEMP
DL90-G-W-WW-50	WHITE	90mm/100mm	VVV 3000K
DL90-G-SC-WW-50	SATIN CHROME	90mm/100mm	VVV 3000K
DL90-G-W-CW-50	WHITE	90mm/100mm	CW 4000K
DL90-G-SC-CW-50	SATIN CHROME	90mm/100mm	CW 4000K
DL90-G-W-DL-50	WHITE	90mm/100mm	DL 6500K
DL90-G-SC-DL-50	SATIN CHROME	90mm/100mm	DL 6500K

PRODUCT REF	HOUSING COLOR	CUT OUT/HOUSING SIZE	TEMP
DL90-R-W-WW-60	WHITE	90mm/100mm	VVV 3000K
DL90-R-SC-WW-60	SATIN CHROME	90mm/100mm	VVV 3000K
DL90-R-W-CW-60	WHITE	90mm/100mm	CW 4000K
DL90-R-SC-CW-60	SATIN CHROME	90mm/100mm	CW 4000K
DL90-R-W-DL-60	WHITE	90mm/100mm	DL 6500K
DL90-R-SC-DL-60	SATIN CHROME	90mm/100mm	DL 6500K

PRODUCT REF	HOUSING COLOR	CUT OUT/HOUSING SIZE	TEMP
DL128-R-W-WW-80	WHITE	128mm/140mm	VVV 3000K
DL128-R-W-CW-80	WHITE	128mm/140mm	CW 4000K
DL128-R-W-DL-80	WHITE	128mm/140mm	DL 6500K
DL128-R-W-WW-40	WHITE	128mm/140mm	VVV 3000K
DL128-R-W-CW-40	WHITE	128mm/140mm	CW 4000K
DL128-R-W-DL-40	WHITE	128mm/140mm	DL 6500K

DL 90 G FEATURES

- > Energy efficient alternative to a halogen and CFL down lights
- > Powered by OSRAM OSOLON ThinGaN LED Technology
- > 894 LUMENS @ 6500K, 700 mA
- > Rated at 15 Watts
- > 3000K/4000K/6500K Color temperatures
- > Housing available in White and Satin Chrome
- > Interchangeable lenses supporting 4 Beam Angles
- > 50 degree beam angle (60, 40 and 24 degree available)
- > Cutout Hole Dimensions (Max 90mm, Min 83mm)
- > Low operating temperatures
- > Less carbon emissions
- > 50,000 hours plus
- > No ultraviolet emissions
- > Dimmable (with dimmable LED Driver)
- > IES photometric data available
- > 3 year warranty

Information subject to change without notice.

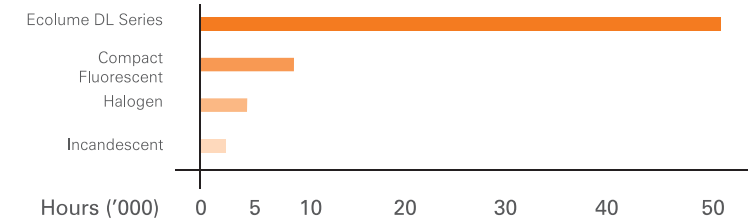
DL 90 R FEATURES

- > Energy efficient alternative to a halogen and CFL down lights
- > Powered by OSRAM OSOLON ThinGaN LED Technology
- > 923 LUMENS @ 6500K, 700 mA
- > Rated at 15 Watts
- > 3000K/4000K/6500K Color temperatures
- > Housing available in White
- > 60 degree beam angle
- > Cutout Hole Dimensions (Max 90mm, Min 83mm)
- > Low operating temperatures
- > Less carbon emissions
- > 50,000 hours plus
- > No ultraviolet emissions
- > Dimmable (with dimmable LED Driver)
- > IES photometric data available
- > 3 year warranty

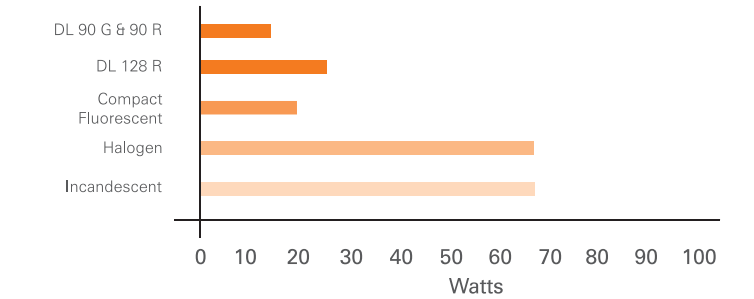
DL 128 R FEATURES

- > Energy efficient alternative to a halogen and CFL down lights
- > Powered by OSRAM OSOLON ThinGaN LED Technology
- > 1385 LUMENS @ 6500K, 700 mA
- > Rated at 25 Watts
- > 3000K/4000K/6500K Color temperatures
- > Housing available in White
- > 80 & 40 degree beam angle
- > Cutout Hole Dimensions (Max 128mm, Min 125mm)
- > Low operating temperatures
- > Less carbon emissions
- > 50,000 hours plus
- > No ultraviolet emissions
- > Dimmable (with dimmable LED Driver)
- > IES photometric data available
- > 3 year warranty

OPERATING LIFE (DL 90 G, 90 R & 128 R)



POWER DRAW CHART (DL 90 G, 90 R & 128 R)



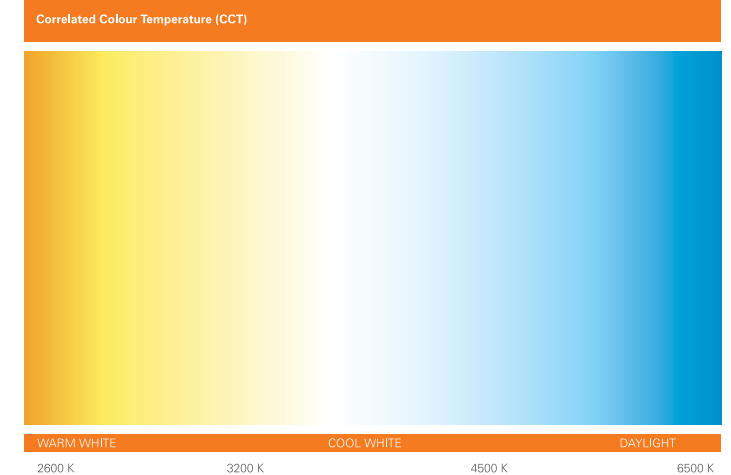
LUMINOUS FLUX (Lm)

ECOLUME	LUMENS (Lm)		
	3000 K	4000 K	6500 K
DL 90 G	706	706	894
DL 90 R	730	730	923
DL 128 R	1094	1094	1385

LUMINOUS EFFICACY (Lm/W)

ECOLUME	EFFICACY (Lm/W)		
	3000 K	4000 K	6500 K
DL 90 G	47	47	59
DL 90 R	49	49	61
DL 128 R	44	44	56

LIGHT COLOUR



DL 90 G ILLUMINANCE

	50° @ 6500 K 894 LUMENS	50° @ 4000 K 706 LUMENS	50° @ 3000 K 706 LUMENS
1m	864	875	783
2m	216	219	196
3m	96	97	87
4m	54	55	49

DL 90 R ILLUMINANCE

	60° @ 6500 K 923 LUMENS	60° @ 4000 K 730 LUMENS	60° @ 3000 K 730 LUMENS
1m	415	402	344
2m	104	101	86
3m	46	45	38
4m	26	25	22

DL 128 R ILLUMINANCE

	80° @ 6500 K 1385 LUMENS	80° @ 4000 K 1094 LUMENS	80° @ 3000 K 1094 LUMENS
1m	698	617	535
2m	175	154	134
3m	78	69	59
4m	44	39	33