








# RHEEM 27 CONTINUOUS FLOW WATER HEATER

 GAS	 5.8 STAR	 2 - 6 PEOPLE	 27 L/MIN DELIVERY	 10 YEAR WARRANTY <sup>1</sup>
--	---	---	--	--

27L/min Delivery




## FEATURES

- **5.8 Star energy efficiency** – good for the environment, and saves on energy costs
- **27 Litre/minute continuous hot water delivery** – ideal for families and large homes<sup>3,4</sup>
- **Solar ready** – Rheem 70°C capable models are compatible with solar systems without the need for special fittings<sup>5</sup>
- **Reduced water wastage** – reduced flow during start-up
- **Remote Temperature Controller options** for added convenience and safety
- 50°C models available, requiring no tempering valve<sup>2</sup>
- Commercial models available offering temperature delivery of up to **82°C**<sup>2</sup>
- 10 Year Warranty<sup>1</sup>

## WHY CHOOSE FROM THE RHEEM CONTINUOUS FLOW HOT WATER RANGE?

- Never runs out of hot water
- Range of deliveries from 18 – 27Litres/minute<sup>3,4</sup>
- Ability to deliver up to 54L/minute by linking two units with the Rheem EZ Link<sup>®</sup> system<sup>4</sup>
- Flamesafe<sup>®</sup> overheat protection
- Digital display for easy fault diagnosis and service
- Frost protected down to -20°C
- Compact size models, perfect for any location with limited space
- Full technical support through Rheem's National Service Network
- Available to suit Natural Gas or Propane



COMES ON STEADY, HOT AND STRONG

INSTALL A



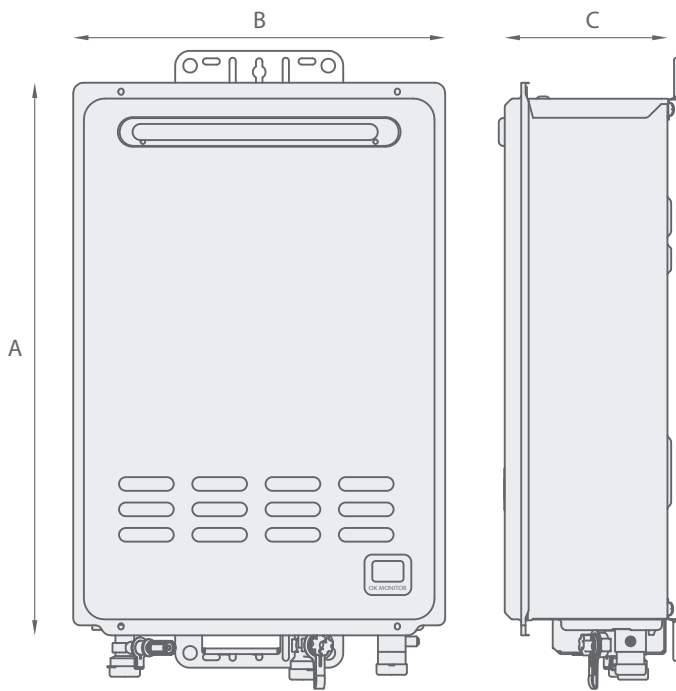


# RHEEM 27 CONTINUOUS FLOW WATER HEATER

## CONTINUOUS FLOW HOT WATER WHEN YOU NEED IT

Continuous Flow water heaters deliver hot water that never runs out because they heat water when you need it, for as long as you need it. They work differently to traditional storage water heaters, only heating on demand rather than heating and storing water until needed. 5 Star energy efficient, Rheem Continuous Flow water heaters are good for the environment and they mount conveniently to the wall, taking up less space.

With a wide range of deliveries, there is a Rheem Continuous Flow model for every budget and family.



### MODEL RHEEM 27 CONTINUOUS FLOW

	OUTDOOR	
	876027NF/PF	874027NF/PF
	Natural Gas/ Propane	
<b>Temperature (°C)</b>	50	60
Gas Energy Rating	5.8 Stars	
Flow Rate (L/min at 25°C rise)	27L/min	
Minimum Operating Flow rate	2.0L/min	
Gas Consumption (typical value)	205 MJ/hr	
Dimensions (mm)		
Height A	600	
Width B	350	
Depth C	215	
Approx Weight (kg)	23	
Max. Water Supply Pressure	1000kPa	
Min. Water Supply Pressure	140kPa	
Cold Water Connection	R ¾/20	
Hot Water Connection	R ¾/20	
Gas Connection	R ¾/20	
<b>Accessories</b>		
Pipe Cover	299830	
Recess Box	299831	
Security Wall Mounting	299868	
Security Cage	299867	
<b>Temp. Controllers</b>		
Kitchen	299850	
Bathroom 1	299851	
Bathroom 2	299852	
<b>Deluxe Temp. Controllers</b>		
Kitchen	299858	
Bathroom 1	299859	
Bathroom 2	299860	

<sup>1</sup> Continuous Flow Warranty Conditions:  
10 Years parts and 3 Years labour on Heat Exchanger, 3 Years parts & labour on other components, when installed in a domestic dwelling. For all other installations, the warranty period is 1 Year parts and labour on Heat Exchanger and other components.

<sup>2</sup> 60°C and higher temperature models and some applications require a tempering valve in accordance with AS/NZS 3500.4.

<sup>3</sup> For details of models refer to Rheem Continuous Flow Gas Hot water brochure.

<sup>4</sup> At 25°C temperature rise.

<sup>5</sup> Applies to 70°C – capable models when set to 70°C.  
Materials and data are subject to change without notice.

<sup>®</sup> Registered Trademark of Rheem Australia Pty Ltd.

<sup>™</sup> Trademark of Rheem Australia Pty Ltd.



**Rheem Australia Pty Ltd.**  
1 Alan Street, Rydalmere, New South Wales 2116, Australia  
PO Box 6, Rydalmere, New South Wales 2116, Australia.

