

# | strip | g | r | a | t | e |

Bathroom

Shower

Balcony



## SHOWER GRATE & CHANNEL KIT



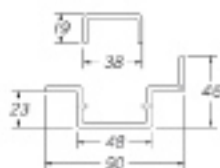
Chrome plated brass or stainless steel



# | strip | grate | vl



750 & 1200 mm chrome /brass or stainless steel



cross section



collection channel 750mm, 900 mm & 1200 mm lengths



corner joiner



spacer



spigot




joiner



end stop

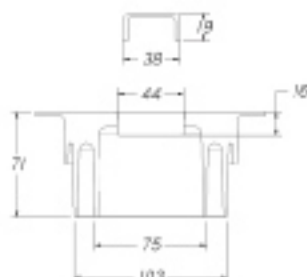
## | strip | grate | vl a complete variable length drainage system

- Available in chrome plated brass or stainless steel variable length kits of 750 mm, 1200mm, 1500 mm, and 2250 mm.



- Cut to measure and assemble VL parts to suit any length, fitting the 50mm DWV male spigots at a min. one per metre.
- The 23mm deep collection tray has a 20mm wide flange to enable effective application of waterproof membranes.
- The removable 20mm riser along the collection channel gives enhanced waterproofing for wall aligned applications.
- Conveniently packaged stripgrate kits come complete with all the necessary parts ready to glue and assemble.
- Stripgrates unique spacer system offers a simple way of matching the top of the grate with the top of the tiles.

## | strip | grate | 750



- Stripgrate 750 has a one piece collection tray with inbuilt fall and combination 100/80mm DWV sewer connector.