


Nuway[®]

**Engineered Entrance
Flooring System**




Nuway[®]

Nuway®

The mark of true performance

Nuway, the name synonymous with high quality entrance flooring systems. Wherever you see the Nuway mark you can be assured of true performance. Nuway has been at the forefront of specialist entrance flooring technology for over 75 years and is committed to long term development, providing innovative, state of the art products to meet market and customer needs. Each product within the range has a unique design, specifically engineered to reduce soiling at the point of entry.



Designed for premium performance

Versatile and hardwearing, Tuftguard is suitable for all types of locations, whether high or low volume traffic. With indoor and outdoor options, Tuftguard provides an attractive, durable, and proven by time solution to the problem of soiling.

INFINITE COLOUR AND DESIGN OPTIONS


DURABLE AND SAFE

CUSTOM SOLUTIONS

LOW LIFE CYCLE COSTS

TECHNICAL SUPPORT AND AFTERCARE

15 YEAR WRITTEN WARRANTY



The custom entrance flooring system

Research shows that 90% of dirt and moisture entering a building is carried in by foot and wheeled traffic. Floor maintenance costs are proportional to the relationship between volume and type of traffic, the external environments and the size and position of an installed entrance flooring system.

75 years of experience confirms that Tuftiguard is effective in controlling floor maintenance costs and reducing slip hazards.



DESIGNED TO REMOVE DIRT AND MOISTURE AT THE POINT OF ENTRY

15 Year
Written
Warranty

Manufactured to Quality Management System ISO 9001-2000

●

INFINITE COLOUR AND DESIGN OPTIONS

Unique colour match service
Handcrafted graphics and logos

●

DURABLE AND SAFE

Robust construction
Resistant to fungal and bacterial growth
Optimum surface friction
Fire safety tested
Non reflective aluminium available

●

CUSTOM SOLUTIONS

Craftsman controlled manufacture
Shaped to individual requirements

●

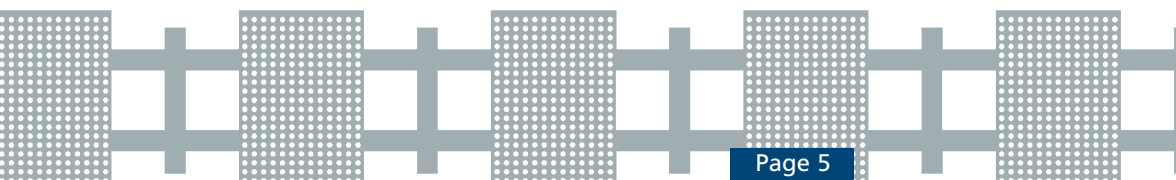
LOW LIFE CYCLE COSTS

Optimum dirt and moisture retention
Extends the life of secondary floor surfaces
Reduced cleaning and maintenance costs
Reversibility means longevity
Modular format

●


TECHNICAL SUPPORT AND AFTERCARE

Support available for designing, specifying,
installation, cleaning and maintenance

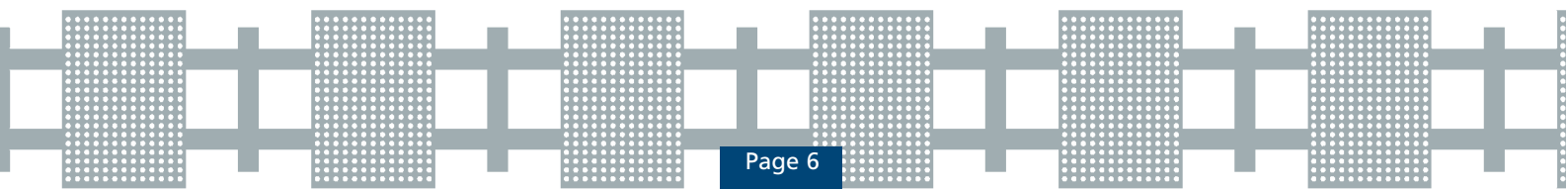



Component configurations

Tuftiguard configurations are available with aluminium, brass and PVC scraper bars to suit your requirements.



<u>TUFTIGUARD PLAIN</u>	<u>TUFTIGUARD CLASSIC</u>	<u>TUFTIGUARD DESIGNATE</u>	<u>TUFTIGUARD SPECIGUARD</u>	<u>TUFTIGUARD PRESIDENT</u>
Unbuffed rubber wiper strips with Aluminium scraper bars Module 1 & 2 Open & Closed	Buffed natural grey wiper strips with Aluminium scraper bars Module 1 & 2 Open & Closed	Buffed wiper strips in standard colour range with Aluminium scraper bars Module 1 & 2 Open & Closed	Buffed wiper strips in natural grey and standard colours with PVC and Aluminium scraper bars Module 1 & 2 Closed	Buffed wiper strips in natural grey and standard colours with brass scraper bars Module 1 & 2 Closed
12mm & 17mm INTERNAL & EXTERNAL USE	12mm & 17mm INTERNAL USE	12mm & 17mm INTERNAL USE	12mm only INTERNAL USE	17mm INTERNAL USE



The anatomy

High quality component and innovative design combine to create pleasing looks and unparalleled performance.




1 LINKAGES

- High tensile steel
- Stainless steel wire optional



2 SCRAPER BARS & FEATURE STRIPS

- Mill finished aluminium
- Architectural (mill finish) brass
- High impact absorbing PVC
- Reversible




3 WIPER STRIPS

- Prime rubber and polyamide fibre composite
- Reversible



4 OPTIONS

- Available in 12mm or 17mm Depth

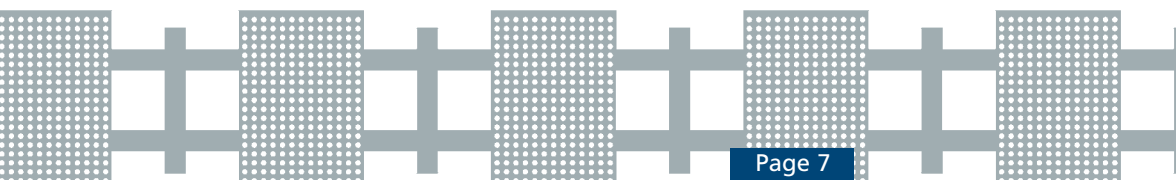


"Open or Closed" construction



- Module 1 Closed

- Module 1 semi-open



Design and Select

APPLICATION - Internal only

WIPER STRIPS -

Classic - Pile: Natural

Designate - Pile - Standard colours


Plain - No Pile - Black for exterior use only

SCRAPER BARS - Aluminium, Brass and PVC in black

HEIGHT - 12mm or 17mm

WIPER STRIPS - Single and double


CONSTRUCTION - Open and closed



Sample shown -
Tuftiguard Design
claret wiper strip
brass scraper bar
17mm single wiper strip
semi-open construction.

NB: All dimensions quoted are approx.

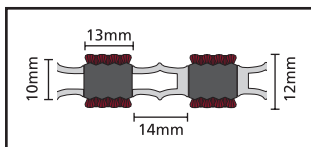
WIPER STRIPS



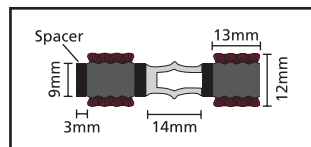
SCRAPER BARS

Technical Specifications

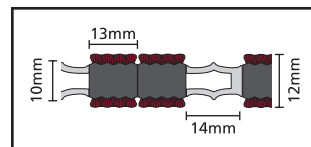
TYPICAL SPECIFICATION
Carpets / Resilient Finishes
Entrance matting
Manufacturer: Nuway Matting Systems, 393 South Road, Mile End, South Australia 5031 Tel: 08 8354 9000, Fax: 08 8354 9045
Product reference: Nuway entrance flooring system Designate / Classic / Plain (Select option) Installed in format in accordance with manufacturer's instructions.
Nuway entrance flooring system of (and select) scraper bars, thickness, wiper strips and type of construction. (Select from above and below)



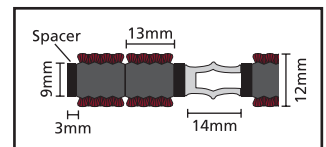
12mm Single closed



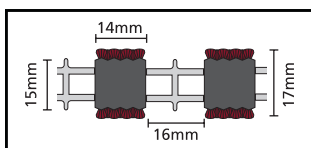
12mm Single semi-open



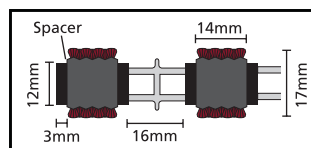
12mm Double closed



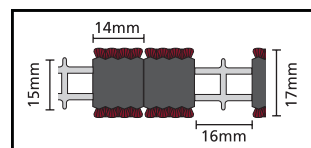
12mm Double semi-open



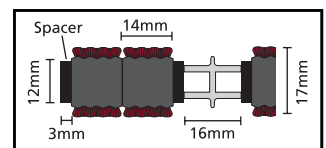
17mm Single closed



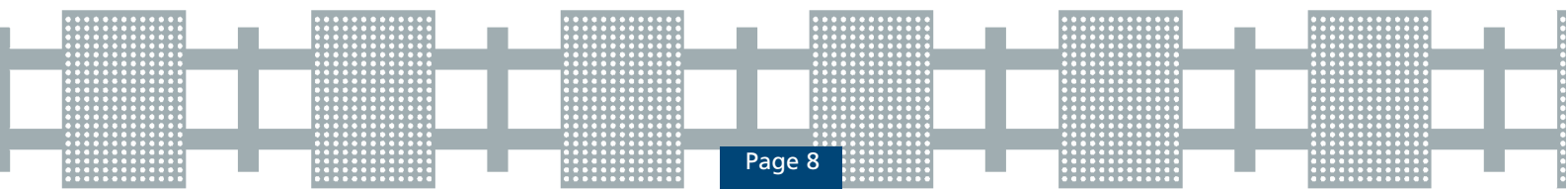
17mm Single semi-open



17mm Double closed



17mm Double semi-open







Intelligent use of modules can be used to work with multi-directional traffic

Intelligent Modularity in action

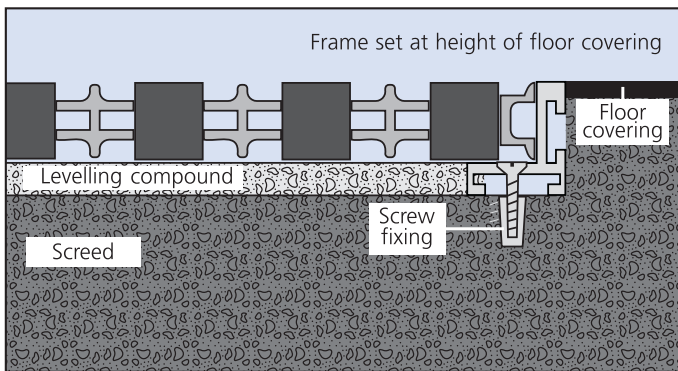
Improves performance and appearance with interchangeability and reversibility



Detailing and Accessories integral to successful installation

Recessed frames/installation

Nuway matwell frames are available in aluminium, and are designed to anchor into sand and cement screeds for secure site installation. All frames are custom built to fit specific site requirements, with curved shapes available to special order. Nuway frames are supplied in kit form for ease of transport, storage and on-site assembly.

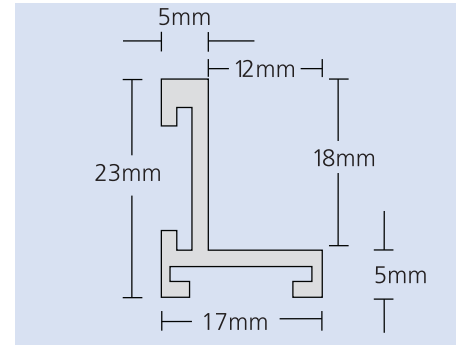


Cross section of matwell frame set into screed with screw fixing

Cleaning, maintenance and aftercare

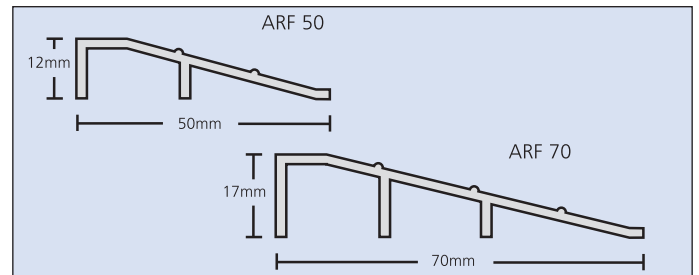
Nuway entrance flooring systems effectively stop dirt from entering a building. To maintain optimum performance, and for the warranty it is essential to regularly remove soiling to prevent the product from becoming saturated and lose its ability to perform. Detailed instructions are available on request.

Nuframe dimensional drawing



Ramped frames / Surface mounted installations

Internal and external ramp frames are supplied mitred. The surface is ribbed for enhanced grip.

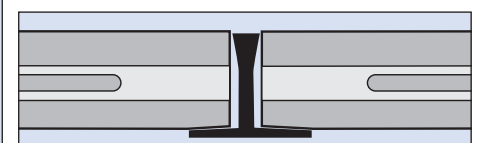
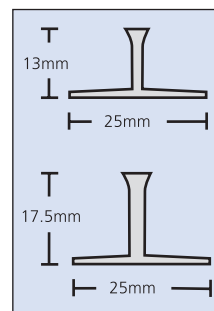


Nuway T-Bars

Nuway T-Bars can be used to provide a surface mounted matwell frame, mitred and screwed to the existing floor surface where the adjoining floor covering is of sufficient thickness

Nuway T-Bars also provide separation between modules to facilitate easy removal for cleaning, reversibility and as rib alignment is not possible in many installations.

Available in aluminium, brass or PVC. T-bars are automatically included in each order as required.



Working with the market leader couldn't be easier. Nuway offer a personal service for specifiers.

Infinite shaping options

Nuway products can be provided in all shapes and configurations. The Nuway team can work from a template provided in consultation with our national network of trained distributors.

Adding a personality

Nuway's Tuftguard systems can be personalised with copy, logos, crests and messages.

Intelligent Modularity

To maximise on capital outlay consideration should be given, in the planning stage, to the design of the mat layout. A symmetrical design enables the use of regular size modules, which may be interchanged to maximise wear without the overall appearance of the mat changing. For example the outer edge modules can be "swapped" with the centre section modules, which may have more traffic passing over them.

Configuration planning for multi-directional traffic

In large, multi-directional traffic installations optimise the performance with the flexibility of Nuway Modular tiles. These can be configured to enable interchangeability and reversibility, for return on investment and appearance retention.



Site Preparation

The correct preparation is important to assure the durability and safety of Nuway products. Nuway Matting Systems are able to provide details of our approved, network of trained distributors.

Matwell subfloors

These must be of sound construction, dry, smooth and level. Prior to installation the surface should be clean and free from contamination.

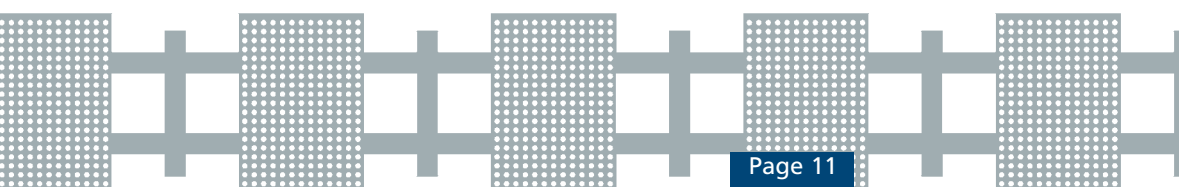
Internal applications

The screed should be flat and level to accommodate the depth of the chosen mat.

External applications

Again the screed should be flat and level to the depth of the frame, and thought must be given to drainage.

NOTE: PVC is temperature sensitive. In areas where temperatures may increase, such as in glass atriums, beneath hot air blowers, in sunlit facing areas or within heat curtains, please contact the Support Team on 1800 888 256 for advice on suitability



Specification Services

From the smallest to the largest installation, Nuway's Support Team is available to help you make the most effective product selection. From planning and design advice, product specification and installation, Nuway can help.

Free personalised service is backed up by years of experience



Aftercare

The Nuway Support Team is also available to advise on the most appropriate ways to care for your installation. To maintain optimum performance, appearance and longevity, regular cleaning is essential. Tuftiguard is simple to clean and requires only simple cleaning equipment and cleaning agents.

With years of experience in providing solutions to your entrance needs. The complexities of selecting entrance flooring systems is made simple by specifying with confidence.

Contact your Nuway Customer Service Centre to allow us to service your flooring needs.

Call us on Freephone 1800 888 256

SPECTRUM
FLOORS
(AUST.) PTY. LTD. A.B.N. 62 567 829 899

393 South Road,
Mile End S.A. 5031
Ph: (08) 8354 9000

quality
innovation
experience
service

