

# INDIAN PACIFIC<sup>TM</sup> SLEEPERS

**NATURAL LOOK CONCRETE SLEEPERS**

*Reinforced to engineer specifications*

- Roadside erosion control
- Retaining walls
- Garden edging



Indian Pacific Sleepers - Redgum  
used with Colorbond fencing



Indian Pacific Sleepers - Charcoal  
Using Steel Posts



Indian Pacific Sleepers..... *"here for the long haul"*





# INDIAN PACIFIC SLEEPERS

Designed in the real Australian outback, INDIAN PACIFIC SLEEPERS mirror the beauty of our rich heritage. An Australian concept developed over a number of years combines European and Australian design and technology. INDIAN PACIFIC SLEEPERS reflect natural Australian beauty with sound engineering. INDIAN PACIFIC SLEEPERS..... "here for the long haul".



Garden edging in Charcoal



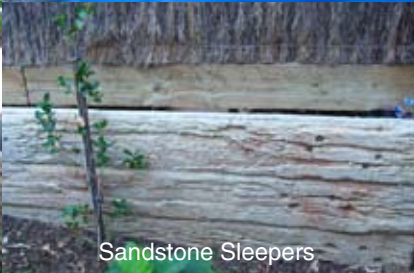
Charcoal Sleepers



Using Sleeper Posts





Sandstone



Sandstone Sleepers




Redgum sleepers used for retaining wall under fence

| INDIAN PACIFIC SLEEPERS - Dimensions   |             |             |            |                |
|--|-------------|-------------|------------|----------------|
| <b>OUTBACK</b>   |             |             |            |                |
|  | Length (mm) | Height (mm) | Width (mm) | Textured Faces |
|        | 1160        | 200         | 80         | 3              |
|  | 1760        | 200         | 80         | 3              |
|  | <b>2330</b> | <b>200</b>  | <b>80</b>  | <b>3</b>       |
|  | 2330        | 230         | 80         | 1              |
|  | 2330        | 230         | 100        | 1              |
| <i>Colours - Charcoal, Redgum and Sandstone. Note Colour Variations add to character</i> |             |             |            |                |
| <b>CONTEMPORARY</b> (Not Photographed)   |             |             |            |                |
|        | 1800        | 200         | 80         |                |
| <i>Colours to Order</i>  |             |             |            |                |

| Engineered Wall - Dimensions  |                       |                             |
|---|-----------------------|-----------------------------|
| Wall height (m)   | Max. Post spacing (m) | Min. Sleeper thickness (mm) |
| 1.2   | 2.4                   | 75                          |
| 2.0   | 2.4                   | 100                         |
| 2.4   | 1.8                   | 75                          |
| 3.0   | 1.8                   | 100                         |
| 3.0   | 1.0                   | 75                          |
| <b>Notes:</b>   |                       |                             |
| <ul style="list-style-type: none"> <li>The above is a summary of engineer dimensions.</li> <li>It is important to check with local Government authorities as to minimum requirements.</li> <li>Engineer drawings are available for submission to local Govt.</li> </ul> |                       |                             |

**Hot Dip Galvanised Posts**  
(for joins + 90° or 45° bends)



Specials made to order.

**Topcrete Technology**  
Ph: 1300 654 802 Fax: 1300 851 210  
Email: luke@yourutility.com.au

Indian Pacific Sleepers..... "here for the long haul"

